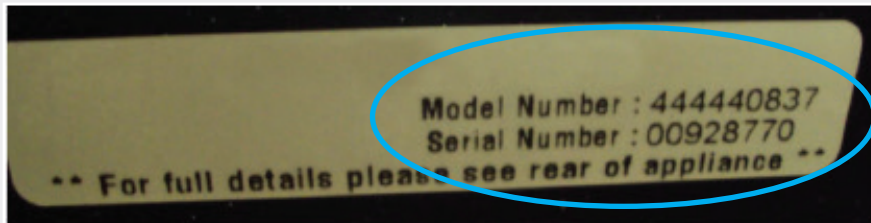





WHERE TO FIND YOUR DATA BADGE

- Please provide the model number and serial number from the data badge.
 - This is an example of a data badge:




Cookers and Ovens

- When you open the oven door you will see the data badge on the frame of the cooker, close to the door seal.



Hobs

- The data badge is on the underside of the appliance and so may not be visible once the hob has been installed into the worktop.
- The installer may have stuck a copy of the data badge on to the handbook.



Fridges and freezers

- The data badge is located on the internal side wall.
- You may need to pull out the salad drawer or freezer drawers to be able to see it.



Microwaves

- The data badge is on the side of the door, or on the side of the control panel.
- There is a data badge on the back of the appliance for freestanding microwaves.




Washing machines, tumble dryers and washer-dryers

- The data badge is located close to the door seal and is visible when the door is open.



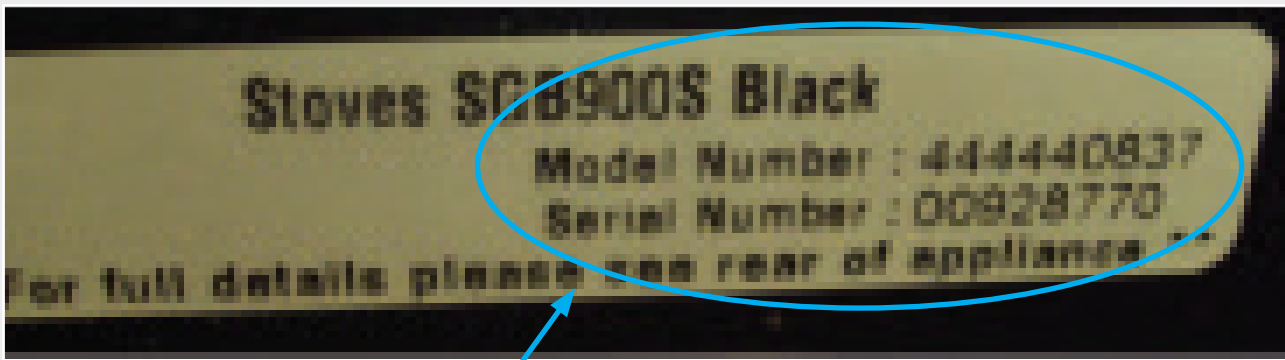
Cooker hoods

- Remove the grease filter(s) and the data badge will be visible on the motor or inner frame of the hood.



Dishwashers

- The data badge is located on the side of the door and is visible when the door is open.



- This is an example of a data badge

If you can find and read the information on the data badge:

- Please make a note of the model and serial number.
- Telephone our spare parts or service office to purchase spare parts or to arrange a service visit.
- Please quote the model number and serial number.
- Spare Parts (Stoves, Belling, New World and Lec) **0344 815 3745**
- Stoves Service **0344 815 3740**
- Belling Service **0344 815 3746**
- New World Service **0344 815 3747**
- Lec Service **0344 815 3737**
- Britannia Spares and Service **0344 463 9705** (option 1)

If you cannot find or read the information on the data badge:

- Please take a clear photograph of the appliance, following the guidelines below:



Cookers

- Please take two clear photographs: one front-on and one from above to show the hob.
- Please ensure the appliance doors are closed.
- Please do not have any tea towels or oven gloves hanging on the door handles when you take the photograph.



Ovens

- The photograph should show the appliance from the front.
- Please ensure the appliance doors are closed.
- Please do not have any tea towels or oven gloves hanging on the door handles when you take the photograph.



Hobs

- Please take a clear photograph from above.




Fridges and Freezers

- The photograph should show the appliance from the front.
- Please ensure the appliance doors are closed.
- For integrated refrigeration appliances, the appliance doors should be open.



Microwaves

- The photograph should show the appliance from the front.
- Please ensure the appliance door is closed.



Washing machines, tumble dryers and washer dryers

- The photograph should show the appliance from the front.
- Please ensure the appliance doors are closed.
- For integrated laundry appliances, the appliance doors should be closed, but the cupboard door/décor door should be open.



Cooker hoods

- The photograph should show the appliance from the front.



Dishwashers

- The photograph should show the appliance from the front.
- Please take a clear photograph from the front with the door fully open.

- Please forward the e-mail you have received from our customer advisor to **Modelid@gdha.com** and attach the photographs of your appliance.
- Please include your name, contact telephone number and the full address and postcode where the appliance is located on the e-mail.
- We will then endeavour to identify the appliance and provide you with the model number.