



belling

**INSIDE
EVERY
GREAT
HOME**

2018

www.belling.co.uk



“ BELLING HOME APPLIANCES ARE AT THE HEART OF EVERY GREAT HOME AND HAVE BEEN FOR OVER 100 YEARS ”

GREAT HOME APPLIANCES FROM A GREAT BRITISH NAME

For over a century, Belling has brought clever and innovative ideas to people's homes. During that time we've been at the heart of the home in the UK, understanding what it is that you really want from your kitchen appliances and ensuring we deliver.

We believe in offering you a range of products that are so diverse that no matter what your style or taste, there's a Belling for you. But that's not all, to ensure quality meets our extremely high standards, wherever possible, we make our products right here in Britain.



INSIDE EVERY GREAT HOME



A photograph of a woman with short dark hair, wearing a white t-shirt, smiling as she feeds a young child with a green spoon. The child is sitting in a grey high chair, looking up at the woman. The background shows a kitchen with white cabinets, a dark countertop, and various kitchen items like a kettle and bottles. The text 'INSIDE EVERY GREAT HOME' is overlaid in large white letters on the left side of the image.

INSIDE EVERY GREAT HOME

CONTENTS

06 Cooking

- Glossary | Pg 8
- Freestanding Range Cookers | Pg 9-27
- Mini Range Cookers | Pg 28-29
- Freestanding Cookers | Pg 30-35
- Built-in Ovens | Pg 36-41
- Built-in Hobs | Pg 42-45
- Table Top Cooking | Pg 46-47
- Microwaves | Pg 48-49
- Hoods | Pg 52-55
- Splashbacks | Pg 56-57

58 Laundry

- Washing Machines | Pg 60-63
- Tumble Dryers | Pg 64-67
- Washer Dryer | Pg 68-71
- Dishwashers | Pg 72-75
- Simplicity & Integrated | Pg 76-77

78 Refrigeration

- Integrated Cooling & Wine Coolers | Pg 80
- Integrated Freezers & Combi's | Pg 81

82 Technical Specifications

- Full Product Technical Specifications | Pg 84-113



THEY'VE TURNED OUT BEAUTIFULLY

Home Cooking

We know family life can be hectic, which is why we've developed a collection of cooking appliances full of thoughtful features for the busy kitchen and the busy cook.

A good appliance can completely revolutionise how you cook and how much you enjoy the whole process. Belling has been revolutionising British cooking for more than a century and we are proud to say that four generations of cooks have grown up with a Belling appliance in their kitchen.

GLOSSARY

We understand it can be confusing understanding all of the different terms and features when it comes to finding a new cooker. To make the process as simple as possible we have compiled a list of the most common features you may come across when browsing through our cooker collections.



Gas

Gas offers instant heat that is easily controllable through different burner sizes and adjustable flames. Gas ovens also allow for a moist cooking environment, preventing food from drying out so your dishes turn out perfect every time.



Dual Fuel

Enjoy two great features in one. Dual Fuel cookers give you the precision control of gas hob cooking, together with the even temperature distribution of an electric oven.



Electric & Induction

Electric hobs come with a ceramic, solid plate or ceramic induction hotplate. Induction works by heating the pan rather than the hob, offering a smarter, faster, safer and greener way to cook. Look out for the green induction icon!



Link+

Our Link+ induction hob allows a new freedom to cook with a variety of pan shapes and combinations. Front and back induction zones link to increase the usable cooking space available. The Link+ induction hob is approximately twice as fast as a standard gas hob and powered by a standard 32amp connection.



Easy Clean Enamel

Wipe away spills easily with our specially designed enamel which helps prevent food from sticking to the surface of your cooker.



Fanned Oven

A fanned oven circulates the hot air around the oven so that your food cooks more evenly and quickly. This also keeps flavours from intermingling, so you can bake your favourite cake at the same time as your cut of meat.



Conventional Oven

Conventional ovens feature heating elements placed at the top and bottom of the oven cavity, this creates natural convection which means the oven is hotter at the top than at the bottom. Great for preparing roast dinners!



Variable Rate Grill

A variable rate grill allows you to alter the grilling temperature by selecting a variety of power levels, ideal for cooking a range of foods from toast to steaks.



Multifunction Oven

Our multifunction ovens incorporate up to 9 different ovens into one! Settings include: Conventional grilling, fanned grilling, intensive bake, base heat with fan, base heat, top heat, conventional oven, fanned oven and a defrost function.

RANGE COOKERS

ALWAYS WORTH THE WAIT!

Our Range Cookers boast a breathtaking array of functions and features. Whether you are looking for a cooker that is sleek and spacious or rustic and roomy, you're sure to find something to suit your kitchen and your taste.



A MOUTH WATERING ARRAY OF FEATURES!

Available across our Farmhouse, Cookcentre, Kensington, Sandringham and Gourmet models, all of our Range Cookers have a mouthwatering array of features. From hi-resistance one-piece hotplates to Permacoat paint, they have everything you'd expect from a great British cooker.



Link+ Induction

Front and back induction zones link to increase the usable cooking space. A **Link+ Induction** hob is approximately twice as fast as a standard gas hob.



Made in Britain

All of our Range Cookers are hand built right here in Britain to the highest quality standards.



Tall oven

Market leading tall oven equipped with 91 litres of capacity and 25 shelf positions on 90cm models. Allows for multi-level cooking and batch baking.



Maxi-Clock

Programmable Maxi-Clock & timer, with an easy to read display and touch control screen.



Spillage wells

Integrated spillage wells contain spills and make for easier cleaning.



Precision controls

High quality, easy-grip controls. Put more precision at your fingertips.



One-piece cast steel frame

Made from a single-piece robust steel frame.



Easy grip door handles

Ergonomic, sturdy and safe to grip.



4kW PowerWok burner

High performance 4kW wok burner on gas hob models, gives intense heat ideal for stir-frys.



Elevated Pansure supports

Multi-piece, raised cast iron supports make for easy movement of pans across the surface area.



Belling Permacoat paint

Long-lasting, heat-resistant paint keeps your cooker looking newer, for longer.



Clearview windows

High-visibility windows. Check on your cooking without opening the door and losing heat.



Hi-Resistance one-piece hotplate

Durable one-piece, stainless steel hotplate. Resistant to heat and corrosion.



A energy rating

All of our Range Cookers have an A energy rating and can help reduce running costs.

FARMHOUSE COLLECTION

All the Ingredients of a Great British Cooker

When it comes to the Farmhouse Collection, traditional is the operative word. Charming traditional looks, combined with Belling's long-standing reputation for reliability, gives you a cooker that can take anything you throw at it and still turn out a perfect performance.

INDULGE YOUR GREAT BRITISH APPETITE...



Programmable LED Maxi-Clock & Timer



4kW PowerWok



Permacoat Paint



Storage compartment



PERSONALISE YOUR FARMHOUSE

STEP 1

SELECT THE IDEAL WIDTH

● 90cm ● 100cm ● 110cm

STEP 2

SELECT YOUR FUEL



Electric



Dual Fuel



Induction



Gas

STEP 3

CHOOSE YOUR FINISH



Cream



Black



Silver

90CM FARMHOUSE

90DFT



90cm dual fuel range cooker

- 1 Variable rate electric grill
- 2 Fanned electric main oven
- 3 Tall fanned electric oven
- 5 gas burners with cast iron pan supports
- 4kW wok burner
- A energy rating
- Easy clean enamel
- LED Maxi-Clock & programmer

● BLACK 444444121 ● SILVER 444444122 ● CREAM 444444123

90E



90cm electric range cooker

- 1 Variable rate electric grill
- 2 Fanned electric main oven
- 3 Tall fanned electric oven
- 5 ceramic zones
- A energy rating
- Easy clean enamel
- LED Maxi-Clock & programmer

● BLACK 444444124 ● SILVER 444444125 ● CREAM 444444126

90EI



90cm electric induction range cooker

- 1 Variable rate electric grill
- 2 Fanned electric main oven
- 3 Tall fanned electric oven
- 4 induction zones / 1 warming zone
- A energy rating
- Easy clean enamel
- LED Maxi-Clock & programmer

● BLACK 444444130 ● SILVER 444444131 ● CREAM 444444132

100EI



100cm electric induction range cooker

- 1 Variable rate electric grill
- 2 Conventional electric oven
- 3 Fanned electric main oven
- 4 Storage compartment
- 5 induction zones
- A energy rating
- Easy clean enamel
- LED Maxi-Clock & programmer

● BLACK 444444142 ● SILVER 444444143 ● CREAM 444444144

100G



100cm gas range cooker

- 1 Variable rate gas grill
- 2 Conventional gas main oven
- 3 Conventional gas oven
- 4 Storage compartment
- 7 gas burners with cast iron pan supports
- 4kW wok burner
- A energy rating
- Easy clean enamel
- LED Maxi-Clock with minute minder

● BLACK 444444139 ● SILVER 444444140 ● CREAM 444444141

110DFT



110cm dual fuel range cooker

- 1 Variable rate electric grill
- 2 Conventional electric oven
- 3 Fanned electric main oven
- 4 Storage compartment
- 7 gas burners with cast iron pan supports
- 4kW wok burner
- A energy rating
- Easy clean enamel
- LED Maxi-Clock & timer

● BLACK 444444145 ● SILVER 444444146 ● CREAM 444444147

100CM FARMHOUSE

90G



90cm gas range cooker

- 1 Variable rate gas grill
- 2 Conventional gas main oven
- 3 Tall fanned electric oven
- 5 gas burners with cast iron pan supports
- 4kW wok burner
- B energy rating
- Easy clean enamel
- LED Maxi-Clock with minute minder

● BLACK 444444127 ● SILVER 444444128 ● CREAM 444444129

100DFT



100cm dual fuel range cooker

- 1 Variable rate electric grill
- 2 Conventional electric oven
- 3 Fanned electric main oven
- 4 Storage compartment
- 7 gas burners with cast iron pan supports
- 4kW wok burner
- A energy rating
- Easy clean enamel
- LED Maxi-Clock & programmer

● BLACK 444444133 ● SILVER 444444134 ● CREAM 444444135

100E



100cm electric range cooker

- 1 Variable rate electric grill
- 2 Conventional electric oven
- 3 Fanned electric main oven
- 4 Storage compartment
- 5 ceramic zones / 1 warming zone
- A energy rating
- Easy clean enamel
- LED Maxi-Clock & programmer

● BLACK 444444136 ● SILVER 444444137 ● CREAM 444444138

110E



110cm electric range cooker

- 1 Variable rate electric grill
- 2 Conventional electric oven
- 3 Fanned electric main oven
- 4 Storage compartment
- 5 ceramic zones / 1 warming zone
- A energy rating
- Easy clean enamel
- LED Maxi-Clock & programmer

● BLACK 444444148 ● SILVER 444444149 ● CREAM 444444150

110EI



110cm electric induction range cooker

- 1 Variable rate electric grill
- 2 Conventional electric oven
- 3 Fanned electric main oven
- 4 Storage compartment
- 5 induction zones
- A energy rating
- Easy clean enamel
- LED Maxi-Clock & programmer

● BLACK 444444154 ● SILVER 444444155 ● CREAM 444444156

110G



110cm gas range cooker

- 1 Variable rate gas grill
- 2 Conventional gas main oven
- 3 Conventional gas oven
- 4 Storage compartment
- 7 gas burners with cast iron pan supports
- 4kW wok burner
- A energy rating
- Easy clean enamel
- LED Maxi-Clock with minute minder

● BLACK 444444151 ● SILVER 444444152 ● CREAM 444444153

COOKCENTRE COLLECTION

They've Turned Out Beautifully

With its contemporary looks, all the size and fuel options you could ever need and a stylish choice of finishes, our Cookcentre Collection has turned out beautifully. The result is a perfectly engineered cooker, that'll help you turn out the perfect meal every time.

PACKED FULL OF TASTY FEATURES...



Precision controls



Elevated Pansure supports



Easy grip handles & Clearview windows



25 SHELF POSITIONS



91 Litre - largest capacity tall oven on the market with 25 shelf positions

PERSONALISE YOUR COOKCENTRE

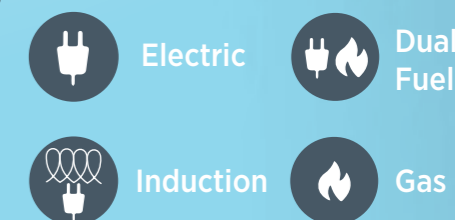
STEP 1

SELECT THE IDEAL WIDTH

● 90cm ● 100cm ● 110cm

STEP 2

SELECT YOUR FUEL



STEP 3

CHOOSE YOUR FINISH



90CM COOKCENTRE

90DFT



90cm dual fuel range cooker

- 1 Variable rate electric grill
- 2 Fanned electric main oven
- 3 Tall fanned electric oven
- 5 gas burners with cast iron pan supports
- 4kW wok burner
- A energy rating
- Easy clean enamel
- LED Maxi-Clock & programmer

● BLACK 444444071 ● STA STEEL 444444070 ● PROF STEEL 444444069

90E



90cm electric range cooker

- 1 Variable rate electric grill
- 2 Fanned electric main oven
- 3 Tall fanned electric oven
- 5 ceramic zones
- A energy rating
- Easy clean enamel
- LED Maxi-Clock & programmer

● BLACK 444444074 ● STA STEEL 444444073 ● PROF STEEL 444444072

90EI



90cm electric induction range cooker

- 1 Variable rate electric grill
- 2 Fanned electric main oven
- 3 Tall fanned electric oven
- 4 induction zones / 1 warming zone
- A energy rating
- Easy clean enamel
- LED Maxi-Clock & programmer

● BLACK 444444080 ● STA STEEL 444444079 ● PROF STEEL 444444078

100EI



100cm electric induction range cooker

- 1 Variable rate electric grill
- 2 Conventional electric oven
- 3 Fanned electric main oven
- 4 Storage compartment
- 5 induction zones
- A energy rating
- Easy clean enamel
- LED Maxi-Clock & programmer

● BLACK 444444092 ● STA STEEL 444444091 ● PROF STEEL 444444090

100G



100cm gas range cooker

- 1 Variable rate gas grill
- 2 Conventional gas main oven
- 3 Conventional gas oven
- 4 Storage compartment
- 7 gas burners with cast iron pan supports
- 4kW wok burner
- A energy rating
- Easy clean enamel
- LED Maxi-Clock with minute minder

● BLACK 444444089 ● STA STEEL 444444088 ● PROF STEEL 444444087

110DFT



110cm dual fuel range cooker

- 1 Variable rate electric grill
- 2 Conventional electric oven
- 3 Fanned electric main oven
- 4 Storage compartment
- 7 gas burners with cast iron pan supports
- 4kW wok burner
- A energy rating
- Easy clean enamel
- LED Maxi-Clock & timer

● BLACK 444444095 ● STA STEEL 444444094 ● PROF STEEL 444444093

100CM COOKCENTRE

90G



90cm gas range cooker

- 1 Variable rate gas grill
- 2 Conventional gas main oven
- 3 Tall fanned electric oven
- 5 gas burners with cast iron pan supports
- 4kW wok burner
- B energy rating
- Easy clean enamel
- LED Maxi-Clock with minute minder

● BLACK 444444077 ● STA STEEL 444444076 ● PROF STEEL 444444075

100DFT



100cm dual fuel range cooker

- 1 Variable rate electric grill
- 2 Conventional electric oven
- 3 Fanned electric main oven
- 4 Storage compartment
- 7 gas burners with cast iron pan supports
- 4kW wok burner
- A energy rating
- Easy clean enamel
- LED Maxi-Clock & programmer

● BLACK 444444083 ● STA STEEL 444444082 ● PROF STEEL 444444081

100E



100cm electric range cooker

- 1 Variable rate electric grill
- 2 Conventional electric oven
- 3 Fanned electric main oven
- 4 Storage compartment
- 5 ceramic zones / 1 warming zone
- A energy rating
- Easy clean enamel
- LED Maxi-Clock & programmer

● BLACK 444444086 ● STA STEEL 444444085 ● PROF STEEL 444444084

110E



110cm electric range cooker

- 1 Variable rate electric grill
- 2 Conventional electric oven
- 3 Fanned electric main oven
- 4 Storage compartment
- 5 ceramic zones / 1 warming zone
- A energy rating
- Easy clean enamel
- LED Maxi-Clock & programmer

● BLACK 444444098 ● STA STEEL 444444097 ● PROF STEEL 444444096

110EI



110cm electric induction range cooker

- 1 Variable rate electric grill
- 2 Conventional electric oven
- 3 Fanned electric main oven
- 4 Storage compartment
- 5 induction zones
- A energy rating
- Easy clean enamel
- LED Maxi-Clock & programmer

● BLACK 444444104 ● STA STEEL 444444103 ● PROF STEEL 444444102

110G



110cm gas range cooker

- 1 Variable rate gas grill
- 2 Conventional gas main oven
- 3 Conventional gas oven
- 4 Storage compartment
- 7 gas burners with cast iron pan supports
- 4kW wok burner
- A energy rating
- Easy clean enamel
- LED Maxi-Clock with minute minder

● BLACK 444444101 ● STA STEEL 444444100 ● PROF STEEL 444444099

COOKCENTRE DELUXE COLLECTION



If you want a little more from your cooker, our Deluxe Collection offers all the style and sophistication of our regular Cookcentre Range Cookers, but with the added bonus of a multifunction oven.

90cm dual fuel deluxe range cooker with multifunction oven



SEE PAGE 39

- 1 Variable rate dual circuit electric grill and conventional electric oven
- 2 Multifunction electric oven
- 3 Tall fanned electric oven
- 5 gas burners with cast iron pan supports
- 4kW wok burner
- A energy rating
- Easy clean enamel
- LED Maxi-Clock & programmer

● BLACK 444444105 ● STA STEEL 444444106 ● PROF STEEL 444444107

FARMHOUSE DELUXE COLLECTION



Available in the same great finishes but with the added benefit of being able to do everything a multifunction oven can do too, our Farmhouse Deluxe Range Cookers are as handy as they are handsome.

90cm dual fuel deluxe range cooker with multifunction oven




SEE PAGE 39

- 1 Variable rate dual circuit electric grill and conventional electric oven
- 2 Multifunction electric oven
- 3 Tall fanned electric oven
- 5 gas burners with cast iron pan supports
- 4kW wok burner
- A energy rating
- Easy clean enamel
- LED Maxi-Clock & programmer

● BLACK 444444157 ● SILVER 444444158 ● CREAM 444444159

TRY IT YOURSELF!



Use your Cookcentre or Farmhouse!

Devil's Chocolate Food Cake

You will need:

- 2 cups all-purpose flour
- 1 teaspoon salt
- 1 teaspoon baking powder
- 2 teaspoons baking soda
- 3/4 cup unsweetened cocoa powder
- 2 cups sugar
- 1 cup vegetable oil
- 1 cup hot coffee
- 1 cup milk
- 2 large eggs
- 1 teaspoon vanilla

Frosting:

- 1 cup milk
- 5 tablespoons all-purpose flour
- 1/2 cup butter, softened
- 1/2 cup lard
- 1 cup sugar
- 1 teaspoon vanilla



Method:

Preheat oven to 160°C.
In a large mixing bowl, sift together dry ingredients. Add oil, coffee and milk and mix at medium speed for 2 minutes. Add eggs and vanilla and beat 2 more minutes. Expect the batter to be quite thin.

Pour into a 9" x 13" greased and floured cake tin or 2 - 9" round tins. Bake 9" x 13" pan for about 45 minutes or 9" pans for about 30 minutes. Cool in pans for about 15 minutes and then cool completely on racks.



Whilst the cake is cooling make the icing: Combine the milk and flour in a saucepan and cook over low heat until thick, whisking constantly. Cover and refrigerate until chilled.

In a medium bowl, beat butter, lard, sugar and vanilla until creamy. Add chilled milk and flour mixture and beat for 10 minutes. Frost cooled cake and enjoy! The frosting sounds intimidating, but it is worth it! By the way, we prefer this cake chilled, right out of the refrigerator with fresh fruit. The rich chocolate and cool frosting just seem to taste best this way!



DON'T FORGET!

BELLING SPRINGFORM CAKE TIN

Belling non-stick Induction bakeware

- Dimensions: 210 x 70mm
- 0.4mm steel for fast, even heat distribution
- Non-stick
- Dishwasher safe
- Life time guarantee
- Suitable for induction cooking

Product Code 082646757
Available from www.shop.belling.co.uk

FIND & FOLLOW US ONLINE!



Take a photo of your cakes that you have created using your Cookcentre or Farmhouse and show us what you're made of online!



KENSINGTON

Some Ideas Never go out of Style

Classic, generously-sized and built to last, our Kensington Collection has everything it takes to tackle your recipes. From raised cast-iron Pansure supports that make for easy pan movement to high quality, easy-grip precision controls. It's 100 years of great British cooking expertise in one great cooker.

100CM KENSINGTON

90GT



90cm gas range cooker

- 1 Variable rate gas grill
- 2 Conventional gas main oven
- 3 Tall fanned electric oven
- 5 gas burners with cast iron pan supports
- 4kW wok burner
- B energy rating
- Easy clean enamel
- LED Maxi-Clock with minute minder

● BLACK 444444047 ● RED 444444048 ● CREAM 444444049

100DFT



100cm dual fuel range cooker

- 1 Variable rate dual circuit electric grill and conventional oven
- 2 Conventional electric oven
- 3 Fanned electric main oven
- 4 Storage compartment
- 7 gas burners with cast iron pan supports
- 4kW wok burner
- A energy rating
- Easy clean enamel
- LED Maxi-Clock & programmer

● BLACK 444444053 ● RED 444444054 ● CREAM 444444055

100E



100cm electric range cooker

- 1 Variable rate dual circuit electric grill and conventional oven
- 2 Conventional electric oven
- 3 Fanned electric main oven
- 4 Storage compartment
- 5 ceramic zones / 1 warming zone
- A energy rating
- Easy clean enamel
- LED Maxi-Clock & programmer

● BLACK 444444056 ● RED 444444057 ● CREAM 444444048

90CM KENSINGTON

90DFT



90cm dual fuel range cooker

- 1 Variable rate dual circuit electric grill and conventional oven
- 2 Fanned electric main oven
- 3 Tall fanned electric oven
- 5 gas burners with cast iron pan supports
- 4kW wok burner
- A energy rating
- Easy clean enamel
- LED Maxi-Clock & programmer

● BLACK 444444041 ● RED 444444042 ● CREAM 444444043

90E



90cm electric range cooker

- 1 Variable rate dual circuit electric grill and conventional oven
- 2 Fanned electric main oven
- 3 Tall fanned electric oven
- 5 ceramic zones
- A energy rating
- Easy clean enamel
- LED Maxi-Clock & programmer

● BLACK 444444044 ● RED 444444045 ● CREAM 444444046

90EI



90cm electric induction range cooker

- 1 Variable rate dual circuit electric grill and conventional oven
- 2 Fanned electric main oven
- 3 Tall fanned electric oven
- 4 induction zones / 1 warming zone
- A energy rating
- Easy clean enamel
- LED Maxi-Clock & programmer

● BLACK 444444050 ● RED 444444051 ● CREAM 444444052

100EI



100cm electric induction range cooker

- 1 Variable rate dual circuit electric grill and conventional oven
- 2 Conventional electric oven
- 3 Fanned electric main oven
- 4 Storage compartment
- 5 induction zones
- A energy rating
- Easy clean enamel
- LED Maxi-Clock & programmer

● BLACK 444444062 ● RED 444444063 ● CREAM 444444064

100G



100cm gas range cooker

- 1 Variable rate gas grill
- 2 Conventional gas oven
- 3 Conventional gas oven
- 4 Storage compartment
- 7 gas burners
- 4kW wok burner
- A energy rating
- Easy clean enamel
- LED Maxi-Clock with minute minder

● BLACK 444444059 ● RED 444444060 ● CREAM 444444061



INSIDE EVERY GREAT HOME

SANDRINGHAM

Traditional at its Best

Lovingly made in the UK, our Sandringham Range Cookers are the perfect companion for all your food concoctions. The simple and elegant finish of these cookers bring a touch of class to any kitchen. With an integral one-piece steel cast frame, Maxi-Clock and easy clean enamel.



90CM SANDRINGHAM

90DFT



90cm dual fuel range cooker

- 1 Variable rate electric grill
- 2 Fanned electric main oven
- 3 Tall fanned electric oven
- 5 gas burners with cast iron pan supports
- 4kW wok burner
- A energy rating
- Easy clean enamel
- LED Maxi-Clock & programmer

● BLACK 444444108 ● SILVER 444444109 ● CREAM 444444110

100CM SANDRINGHAM

100DFT



100cm dual fuel range cooker

- 1 Variable rate electric grill
- 2 Conventional electric oven
- 3 Fanned electric main oven
- 4 Storage compartment
- 7 gas burners with cast iron pan supports
- 4kW wok burner
- A energy rating
- Easy clean enamel
- LED Maxi-Clock & programmer

● BLACK 444444111 ● SILVER 444444112 ● CREAM 444444113

100E



100cm electric range cooker

- 1 Variable rate electric grill
- 2 Conventional electric oven
- 3 Fanned electric main oven
- 4 Storage compartment
- 5 ceramic zones / 1 warming zone
- A energy rating
- Easy clean enamel
- LED Maxi-Clock & programmer

● BLACK 444444114 ● SILVER 444444115 ● CREAM 444444116

100G



100cm gas range cooker

- 1 Variable rate gas grill
- 2 Conventional gas main oven
- 3 Conventional gas oven
- 4 Storage compartment
- 7 gas burners with cast iron pan supports
- 4kW wok burner
- A energy rating
- Easy clean enamel
- LED Maxi-Clock with minute minder

● BLACK 444444117 ● SILVER 444444118 ● CREAM 444444119

100G LPG



100cm gas LPG range cooker

- 1 Variable rate gas grill
- 2 Conventional gas main oven
- 3 Conventional gas oven
- 4 Storage compartment
- 7 gas burners with cast iron pan supports
- 4kW wok burner
- A energy rating
- Easy clean enamel
- LED Maxi-Clock with minute minder

● SILVER 444444120

4KW POWER WOK BURNER



GOURMET

The Perfect Mix

True all-rounders with style, space and durability, our new Gourmet Collection combines traditional quality and reliability with contemporary good looks.



90CM GOURMET

90DFT



90cm dual fuel range cooker

- 1 Variable rate electric grill and conventional oven
- 2 Fanned electric main oven
- 3 Tall fanned electric oven
- 5 gas burners with cast iron pan supports
- 4kW wok burner
- A energy rating
- Easy clean enamel
- LED Maxi-Clock & programmer

PROF STA
444444065

90E



90cm electric range cooker

- 1 Variable rate electric grill and conventional oven
- 2 Fanned electric main oven
- 3 Tall fanned electric oven
- 5 ceramic zones
- A energy rating
- Easy clean enamel
- LED Maxi-Clock & programmer

PROF STA
444444066

90EI



90cm electric induction range cooker

- 1 Variable rate electric grill and conventional oven
- 2 Fanned electric main oven
- 3 Tall fanned electric oven
- 4 induction zones / 1 warming
- A energy rating
- Easy clean enamel
- LED Maxi-Clock & programmer

PROF STA
444444068

90G



90cm gas range cooker

- 1 Variable rate gas grill
- 2 Conventional gas main oven
- 3 Tall fanned electric oven
- 5 gas burners with cast iron pan supports
- 4kW wok burner
- B energy rating
- Easy clean enamel
- LED Maxi-Clock with minute minder

PROF STA
444444067

DON'T FORGET ABOUT THE FINISHING TOUCHES...

Why not complete your kitchen makeover with a stylish matching Hood & Splashback to complement your new Range Cooker?

Our full range of matching Hoods & Splashbacks are available on pages 50-57.

TRY IT YOURSELF!



Use your Gourmet Range Cooker!

Sarah Christie's Cornflake Chicken

You will need:

- 4 chicken breasts
- 2 eggs
- Flour, enough to coat the chicken
- 150g cornflakes
- 80g golden breadcrumbs
- Salt & pepper to season
- 1 heaped tsp. Schwartz perfect shake chicken herb and spice blend

Method:

- Cut the chicken into strips.
- Put the cornflakes in a freezer bag and crush with a rolling pin. (Not too fine)
- Mix in the breadcrumbs, salt, pepper and seasoning.
- Whisk the egg to blend.
- Roll the chicken in the egg, then flour, then egg again, before rolling in the cornflake mixture and placing on a baking tray.
- Bake for 20 mins at 180 degrees checking regularly



FIND & FOLLOW US ONLINE!



Followed our recipe or created your own? Take a photo and share it with us on social media! #BellingRecipes
www.belling.co.uk



MINI RANGE COOKERS

Our Farmhouse Mini Range Cookers give you all the style and features of a classic British Range Cooker but in a smaller, kitchen-friendly 60cm width. Equipped with double ovens as standard and available in a variety of fuel types, our Mini Range Cookers look great and fit right in!



**MADE IN
BRITAIN**



**LOOKS
GREAT
COOKS
GREAT
AND FITS
RIGHT IN**

60CM FARMHOUSE MINI RANGE

60E



60cm electric mini range cooker

- 4 ceramic zones
- Electric grill and conventional electric top oven
- Fanned electric oven
- Oven light
- A energy rating
- Easy clean enamel
- LED Maxi-Clock & programmer

● BLACK 444444711 ● HOT JAL 444444712 ● CREAM 444444710

60DF



60cm dual fuel mini range cooker

- 4 gas burners with cast iron pan supports
- 4kW wok burner
- Electric grill and conventional electric top oven
- Fanned electric oven
- Oven light
- A energy rating
- Easy clean enamel
- LED Maxi-Clock & programmer

● BLACK 444444714 ● HOT JAL 444444715 ● CREAM 444444713

60G



60cm gas mini range cooker

- 4 gas burners with cast iron pan supports
- 4kW wok burner
- Electric grill and conventional gas top oven
- Conventional gas oven
- Oven light
- Easy clean enamel
- Maxi-Clock with cook-to-off timer

● BLACK 444444717 ● HOT JAL 444444718 ● CREAM 444444716

FREESTANDING COOKERS

BRITISH COOKERS FOR BRITISH COOKS

If you've got a gap in your kitchen, we've got a cooker to fit. We offer 50, 55 and 60cm freestanding cookers, with gas, electric and dual fuel options. Our freestanding cookers are jam packed full of innovative technology, like fanned gas ovens and induction hotplates.



50CM FREESTANDING COOKERS

FS50EDOC



50cm double oven with ceramic hob

- 4 ceramic elements
- Electric grill and conventional top oven
- Conventional electric main oven
- Easy clean enamel

● BLACK 444443928 ○ WHITE 444443927

FS50EDOPC



50cm electric fanned double oven with ceramic hob and timer

- 4 ceramic elements
- Electric grill and conventional top oven
- Fanned electric main oven
- Programmable timer
- Easy clean enamel

● SILVER 444443931

FS50EFDO



50cm electric fanned double oven with solid plate hob

- 4 sealed plate elements
- Electric grill and conventional top oven
- Fanned electric main oven
- Easy clean enamel

● BLACK 444443925 ● SILVER 444443926 ○ WHITE 444443923
● STA STEEL 444443924

FS50GDOL



50cm gas double oven with glass lid

- 4 gas burners
- Gas grill and conventional top oven
- Conventional gas main oven
- Gloss enamel pan supports
- Glass lid
- Easy clean enamel

● BLACK 444444002 ○ WHITE 444444001

FS50EDOFC



50cm electric fanned double oven with ceramic hob

- 4 ceramic elements
- Fixed rate dual circuit electric grill and conventional top oven
- Fanned electric main oven
- Easy clean enamel

● BLACK 444443930 ○ WHITE 444443929

FS50DOTI



50cm electric double oven with induction hob and programmable timer

- 4 Induction zones with power boost
- Fixed rate dual circuit electric grill and conventional top oven
- Fanned electric main oven
- Programmable timer
- Touch control hob
- Pan & overheat detection

● STA STEEL 444444764



FS50ET



50cm electric twin cavity cooker with solid plate hob

- 4 sealed plate elements
- Fixed rate electric grill
- Conventional electric oven
- Easy clean enamel

● BLACK 444443921 ● SILVER 444443922 ○ WHITE 444443920

FSG50DO



50cm gas double oven

- 4 gas burners
- Electric grill and conventional gas top oven
- Conventional gas main oven
- Glass lid with auto shut off
- Gloss enamel pan supports
- Easy clean enamel

● SILVER 444441190

FS50GTCL



50cm gas twin cavity cooker with glass lid

- 4 gas burners
- Variable rate gas grill
- Conventional gas main oven
- Glass lid with auto shut off
- Gloss enamel pan supports
- Easy clean enamel

● BLACK 444443999 ● STA STEEL 444444000 ○ WHITE 444443998

ALL THE INGREDIENTS OF A GREAT BRITISH COOKER



55CM FREESTANDING COOKERS

FSG55TCF



55cm gas twin cavity cooker with fanned gas main oven

- 4 gas burners
- Variable rate gas grill
- Conventional and fanned gas main oven
- Cast iron pan supports
- Glass lid with auto shut off
- Easy clean enamel

● BLACK 444442712 ● STA STEEL 444442711 ○ WHITE 444442713



ENFIELD 552



55cm electric double oven with ceramic hob

- 4 ceramic elements
- Fixed rate dual circuit electric grill and conventional top oven
- Fanned electric main oven
- Easy clean ceramic glass hob
- Glass lid with auto shut off
- Easy clean enamel

● SILVER 444449200 ○ WHITE 444449199

60CM FREESTANDING COOKERS

FSG60TC



60cm gas twin cavity cooker with minute minder

- 4 gas burners
- Variable rate gas grill
- Conventional gas main oven
- Glass lid with auto shut off
- Minute minder
- Gloss enamel pan supports
- Easy clean enamel

● BLACK 444449564 ● STA STEEL 444449563

FSDF60DOW



60cm dual fuel double oven with gas hob

- 4 gas burners
- Variable rate dual circuit electric grill and conventional top oven
- Fanned electric main oven
- 4kW wok burner
- Cast iron pan supports
- Glass lid with auto shut off
- Easy clean enamel

● BLACK 444442723 ● STA STEEL 444442722

FSE60DOP



60cm electric double oven with ceramic hob and programmable timer

- 4 ceramic elements
- Variable rate dual circuit electric grill and conventional top oven
- Fanned electric main oven
- Defrost function
- Easy clean ceramic glass hob
- Easy clean enamel

● BLACK 444449574 ● STA STEEL 444449572 ○ WHITE 444449573

FSG60DOP



60cm gas double oven with cook-to-off programmable timer

- 4 gas burners
- Fixed rate electric grill and conventional gas top oven
- Conventional gas main oven
- Glass lid with auto shut off
- Programmable cook-to-off timer
- Gloss enamel pan supports
- Easy clean enamel

● BLACK 444449569 ● STA STEEL 444449567 ○ WHITE 444449568

FSE60MF



SEE PAGE 39

60cm electric multifunction double oven with timer and dual grill

- 4 ceramic elements
- Variable rate dual circuit electric grill and conventional top oven
- Multifunction main oven and fanned grill
- Pizza function
- 9 oven functions
- Programmable timer
- Defrost function
- Easy clean enamel

● BLACK 444449576 ● STA STEEL 444449575

SLEEK MODERN BRITISH DESIGN



HOW FANNED GAS WORKS

IT COOKS EVERYTHING EVENLY



1

It's a conventional gas oven, with an electric fan that you control with a switch. It creates an even temperature so now you can bake your favourite cake at the same time as your cut of meat.

2

It works by drawing in and distributing air through vents, producing an even cooking temperature. So cooks and bakers can use all levels of the oven instead of swapping shelves.

3

And because we know what cooks want, we've made it so you can switch between fanned and conventional gas, giving you more choice as well as fantastic results every time.

60CM FREESTANDING COOKERS

FSE60DOTI



SEE PAGE 8

60cm electric double oven with touch control induction hob

- 4 Induction zones with power boost
- Variable rate dual circuit electric grill and conventional top oven
- Fanned electric main oven
- Pan & overheat detection
- Touch control hob
- Minute minder
- Easy clean enamel

● STA STEEL 444443704

FSE60MFTI



SEE PAGE 8



SEE PAGE 39

60cm electric multifunction double oven with touch control induction hob

- 4 Induction zones with power boost
- Variable rate dual circuit electric grill and conventional top oven
- Multifunction main oven
- Pan & overheat detection
- 9 oven functions
- Programmable timer
- Defrost function
- Easy clean enamel

● STA STEEL 444443702 ○ WHITE 444443703

FSG60DOF



SEE PAGE 35

60cm gas double oven with fanned gas main oven and timer

- 4 gas burners
- Fixed rate electric grill and conventional gas top oven
- Fanned and conventional gas main oven
- Glass lid with auto shut off
- 4kW wok burner
- Flame safety device
- Cast iron pan supports
- Easy clean enamel

● BLACK 444442715 ● STA STEEL 444442714 ○ WHITE 444442716

BUILT-IN OVENS & HOBS

SEAMLESSLY INTEGRATED

Choose from single or double ovens in a range of fuel types. If you like clean lines and want to conserve space, a built-in oven is the product for you. Cutting-edge technology, sleek design and pure British innovation are behind Belling's fantastic collection of 60, 70, and 90cm built-in ovens & hobs.



MADE IN
BRITAIN



60CM ELECTRIC

BI60FV MK2



60cm built-in electric single fanned oven

- Fanned electric oven
- Variable rate electric grill
- 69 litre capacity
- Easy clean enamel
- A energy rating

● STA STEEL
444443790

BI60F



60cm built-in electric single fanned oven with minute minder

- Fanned electric oven
- Variable rate electric grill
- 69 litre capacity
- Minute minder
- Easy clean enamel
- A energy rating

● BLACK 444449579 ● STA STEEL 444449578

BI60FP



60cm built-in electric single oven with programmable timer

- Fanned electric oven
- Variable rate electric grill
- 69 litre capacity
- Programmable timer
- Easy clean enamel
- A energy rating

● BLACK 444449582 ● STA STEEL 444449581

60CM GAS

BI60MF



SEE PAGE 39

60cm built-in electric single multifunction oven with programmable timer

- Fanned electric multifunction oven
- Variable rate electric grill
- 69 litre capacity
- Programmable timer
- 9 oven functions
- Easy clean enamel
- A energy rating

● BLACK 444449585 ● STA STEEL 444449584

BI60EFR



60cm built-in electric single multifunction oven with programmable touch timer

- Fanned electric multifunction oven
- Variable rate electric grill
- 69 litre capacity
- Programmable touch control timer
- 8 oven functions
- Easy clean enamel
- A energy rating

● STA STEEL 444443723

BI60G



60cm built-in gas single oven with minute minder

- Conventional gas oven
- Fixed rate electric grill
- 69 litre capacity
- Minute minder
- Flame safety device
- Easy clean enamel
- A energy rating

● STA STEEL 444449596

MULTIFUNCTION OVEN SETTINGS

CONVENTIONAL GRILLING

This function cooks food from the top and is ideal for a range of food from toast to steaks. As the whole grill is working you can cook large quantities of food.

DEFROST

The fan assists defrosting by circulating room temperature air around the food, it is more hygienic and is done in half the time.

FANNED GRILLING

Circulates heat around the food, making it ideal for thinner foods such as bacon, fish, gammon and steaks.

FANNED OVEN

Distributes the heat evenly through the use of an integrated fan. Perfect for batch baking.

INTENSIVE BAKE

Suitable for food with a high moisture content, such as quiche, bread and cheesecake. It also eliminates the need for baking pastry blind.

CONVENTIONAL OVEN

This function is ideal for traditional roasting. The meat is placed in the middle of the oven, roast potatoes towards the top.

BASE HEAT WITH FAN

The base element cooks the base of your open pies, while the fan allows the air to circulate around the filling.

BASE HEAT

The base heat can be used to provide additional browning for pizzas, pies and quiche. Use this function towards the end of cooking.

TOP HEAT

Use the top oven element towards the end of the cooking, for delicate browning. Great for dishes like lasagne.



MULTI-CAVITY COOKING



70CM ELECTRIC

BI70F



70cm built-under electric oven with minute minder

- Fixed rate dual circuit electric grill and conventional electric oven
- Fanned electric main oven
- 59 litre main oven capacity
- Minute minder
- Easy clean enamel
- Defrost function
- A energy rating

● STA STEEL
444449619

BI70FP



70cm built-under electric oven with programmable timer

- Fixed rate dual circuit electric grill and conventional electric top oven
- Fanned electric main oven
- 59 litre main oven capacity
- Programmable timer
- Easy clean enamel
- Defrost function
- A energy rating

● BLACK 444449588 ● STA STEEL 444449587

90CM ELECTRIC

BI90F



90cm built-in electric double oven with minute minder

- Fixed rate dual circuit electric grill and conventional electric top oven
- Fanned electric main oven
- 69 litre capacity main oven
- Minute minder
- Easy clean enamel
- Defrost function
- A energy rating

● STA STEEL 444449620

BI90FP



90cm built-in double oven with programmable timer

- Variable rate dual circuit electric grill and conventional electric top oven
- Fanned electric main oven
- 69 litre capacity main oven
- Programmable timer
- Easy clean enamel
- Defrost function
- A energy rating

● BLACK 444449591 ● STA STEEL 444449590

BI90MF



90cm built-in electric double multifunction oven with programmable timer

- Variable rate dual circuit electric grill and conventional electric top oven
- Fixed rate electric grill and fanned electric multifunction oven
- 9 oven functions
- 69 litre capacity main oven
- Intensive bake feature
- Programmable timer
- Easy clean enamel
- A energy rating

● BLACK 444449594 ● STA STEEL 444449593



70CM GAS

BI70G



70cm built-under gas double oven with cook-to-off timer

- Fixed rate electric grill and conventional gas top oven
- Conventional gas main oven
- 59 litre capacity main oven
- Cook-to-off timer
- Easy clean enamel
- Flame safety device
- A energy rating

● STA STEEL 444449597

BI70LPG



70cm built-under LPG twin cavity oven

- Variable rate gas grill
- Conventional gas main oven
- 59 litre capacity main oven
- Easy clean enamel
- Flame safety device

● STA STEEL 444441106


BI70MLPG



70cm built-under LPG twin cavity oven with cook-to-off timer

- Variable rate gas grill
- Conventional gas main oven
- 59 litre capacity main oven
- Cook-to-off timer
- Easy clean enamel
- Flame safety device

● STA STEEL 444441105



90CM GAS

BI90EFR



90cm built-in electric double multifunction oven with programmable touch timer

- Variable rate dual circuit electric grill and conventional electric top oven
- Fanned electric multifunction main oven
- 8 oven functions
- 69 litre capacity main oven
- Intensive bake feature
- Programmable touch control timer
- Easy clean enamel

● STA STEEL 444443724

BI90G



90cm built-in gas double oven with cook-to-off timer

- Fixed rate electric grill and conventional gas top oven
- Conventional gas main oven
- 69 litre capacity main oven
- Cook-to-off timer
- Easy clean enamel
- Flame safety device
- A energy rating

● STA STEEL 444449598

BUILT-IN HOBS

Complement your built-in oven with a ceramic, gas or cutting-edge Induction hob.



70CM GAS

GHU60TGC LPG



60cm LPG hob with cast iron pan supports

- 4 gas burners in 3 sizes (1kW - 3kW)
- Cast iron pan supports
- Front rotary controls
- Auto ignition

● BLACK 444440671 ● STA STEEL 444440670

GHU70GC MK2



70cm gas hob with cast iron pan supports

- 5 gas burners in 4 sizes (1kW - 3.5kW)
- 3.5kW wok burner
- Cast iron pan supports
- Front rotary controls
- Auto ignition

● BLACK 444449505 ● STA STEEL 444449504

GHU70GC LPG



70cm LPG hob with cast iron pan supports

- 5 gas burners in 4 sizes (1kW - 3.5kW)
- 3.5kW wok burner
- Cast iron pan supports
- Front rotary controls
- Auto ignition

● STA STEEL 444441103

60CM GAS

GHU60GE MK2



60cm gas hob with enamel pan supports

- 4 gas burners in 3 sizes (1kW - 3kW)
- Gloss enamel pan supports
- Side rotary controls
- Auto ignition

● BLACK 444449468 ● STA STEEL 444449465

GHU60GE LPG



60cm LPG hob with gloss enamel pan supports

- 4 gas burners in 3 sizes (1kW - 3kW)
- Gloss enamel pan supports
- Side rotary controls
- Auto ignition

● STA STEEL 444441104

GHU60GC MK2



60cm gas hob with cast iron pan supports

- 4 gas burners in 3 sizes (1kW - 3kW)
- Cast iron pan supports
- Front rotary controls
- Auto ignition

● BLACK 444449499 ● STA STEEL 444449498

60CM CERAMIC

GHU70TGC LPG



70cm LPG hob with cast iron pan supports

- 5 gas burners in 4 sizes (1kW - 3.5kW)
- 3.5kW wok burner
- Cast iron pan supports
- Front rotary controls
- Auto ignition

● BLACK 444440672 ● STA STEEL 444440673

CH60RV MK2



60cm ceramic hob with rotary controls and minute minder

- 4 ceramic elements (1.2kW - 1.7kW)
- Side rotary controls
- 6 power settings
- Easy clean glass ceramic surface

● BLACK 444443791

CH60RX




60cm ceramic hob with rotary controls

- 4 ceramic elements (1.2kW - 2.1kW)
- Side rotary controls
- 6 power settings
- Hot hob light
- Easy clean glass ceramic surface

● BLACK 444441158

60CM CERAMIC

CH60T



60cm ceramic hob with touch controls

- 4 power zones (1.2kW - 1.8kW)
- Touch controls & digital display
- Granite finish
- 9 power settings
- Hot hob light
- Easy clean ceramic glass finish

● BLACK GRANITE
444441163

CT601



60cm ceramic hob with touch controls

- 4 ceramic elements (1.2kW - 2.1kW)
- Touch control & digital display
- Auto heat up & standby
- 9 power settings
- Hot hob light
- Timer
- Easy clean ceramic glass finish

● BLACK
444443883

CH60TX




60cm ceramic hob with touch controls

- 4 ceramic elements (1.2kW - 2.1kW)
- Touch controls & digital display
- Auto heat up & standby
- 9 power settings
- Hot hob light
- Timer
- Easy clean ceramic glass finish

● BLACK
444441165

60CM INDUCTION

IH60R



60cm induction hob with rotary controls

- 4 induction zones (1.2kW - 2kW)
- Rotary controls
- 9 power settings
- Boost function
- Pan detection
- Residual heat indicator
- Easy clean ceramic glass finish



● BLACK
444440538

IHT60



60cm induction hob with touch controls

- 4 induction zones (1.4kW - 1.85kW)
- Touch controls & digital display
- 9 power settings
- Digital timer
- Boost function
- Pan detection
- Residual heat indicator
- Easy clean ceramic glass finish



● BLACK
444443433

IHT613



60cm plug-in induction hob with touch controls

- 4 induction zones (1.4kW - 1.85kW)
- Touch controls & digital display
- 9 power settings
- Digital timer
- Boost function
- Pan detection
- Residual heat indicator
- 13 amp supplied with plug



● BLACK
444443725

70CM CERAMIC

CH70TX



70cm ceramic hob with touch controls

- 4 ceramic elements (0.7kW - 2.2kW)
- Touch controls & digital display
- Auto heat up & standby
- 9 power settings
- Hot hob light
- Timer
- Easy clean ceramic glass finish

● BLACK
444441170

77CM CERAMIC

CH77TC



77cm ceramic hob with touch controls

- 5 ceramic elements (1.2kW - 2.2kW)
- Touch controls & digital display
- Auto heat up & standby
- 9 power settings
- Hot hob light
- Timer
- Residual heat indicator
- Easy clean ceramic glass finish

● BLACK
444443063

90CM CERAMIC

CH90TX



90cm ceramic hob with touch controls

- 4 ceramic elements (0.7kW - 2.2kW)
- Touch controls & digital display
- Auto heat up & standby
- 9 power settings
- Hot hob light
- Timer
- Residual heat indicator
- Easy clean ceramic glass finish

● BLACK
444441174

60CM LINK+ INDUCTION

IHF64T



60cm induction hob with Link+ technology

- 4 induction zones (1.85kW - 3kW)
- Touch controls & digital display
- Boost function
- Digital timer
- Auto pan & over heat detection
- Link+ function
- Residual heat indicator
- Easy clean ceramic glass surface



● BLACK
444443933

90CM LINK+ INDUCTION

IHF90



90cm induction hob with Link+ technology

- 4 induction zones (1.3kW - 3.7kW)
- Touch controls & digital display
- Boost function
- Digital timer
- Auto pan & over heat detection
- Link+ function
- Keep warm function
- Residual heat indicator
- Easy clean ceramic glass surface



● BLACK
444443939

TABLE TOP COOKING



MADE IN
BRITAIN



FIND & FOLLOW US ONLINE!



Do you have an old Belling appliance from years gone by? Take a photo and share it with us on social media!

#MyBelling



THE ICONIC BABY BELLING

Made in our factory since the 1920's, the iconic Baby Belling table top cooker offers a conventional electric oven, fixed grill and sealed plate hob to those with limited kitchen space. If you are a student going off to university, or just cooking for one, a Baby Belling is the perfect choice.



BABY BELLING

121R



Table top conventional electric oven, fixed grill and sealed plate hob

- 2 element sealed plate electric hob
- Fixed rate 1kW electric grill
- Conventional electric oven
- 13amp plug power source
- Easy clean enamel

● BLACK 444440668 ○ WHITE 444440335

321R



Table top conventional electric oven, fixed grill and sealed plate hob

- 2 element sealed plate electric hob
- Fixed rate 1kW electric grill
- Conventional electric oven
- Hard wired
- Easy clean enamel

● BLACK 444440669 ○ WHITE 444440336

BABY BELLING STAND



Stand for your Baby Belling cooker

- H (532mm) X W (482mm) X D (419mm)
(Cooker sold separately)

● BLACK 444440337

FREESTANDING & INTEGRATED MICROWAVES

As part of our complete kitchen range, we offer a collection of freestanding and integrated microwaves, delivering delicious food in a hurry.

FM2890C



28 litre 900W combi microwave

- 10 functions
- Microwave & grill
- Convection oven
- Electronic clock & programmer
- Child lock
- Auto defrost
- Push button controls
- 5 power levels

● STA STEEL
444444307

FMR2080S



20 litre 800W retro microwave

- 8 functions
- Electronic clock & programmer
- Child lock
- Auto defrost
- Push button & dial controls
- 5 power levels

● BLACK 444440309 ● SILVER 444440308 ● CREAM 444440310



FREESTANDING MICROWAVES

FM2080S



20 litre 800W solo microwave

- 8 functions
- Electronic clock & programmer
- Child lock
- Auto defrost
- Push button controls
- 5 power levels

● STA STEEL
444444304

FM2380S



23 litre 800W solo microwave

- 8 functions
- Electronic clock & programmer
- Child lock
- Auto defrost
- Push button controls
- 5 power levels

● STA STEEL
444444305

FM2590G



25 litre 900W microwave and grill

- 8 functions
- Microwave & grill
- Electronic clock & programmer
- Child lock
- Auto defrost
- Push button controls
- 5 power levels

● STA STEEL
444444306

DELICIOUS
FOOD
IN A
HURRY



INTEGRATED MICROWAVES

BIMW60



45cm integrated combination microwave oven and grill

- 900W microwave
- 2400W convection oven
- 1100W grill
- Touch controls
- Electronic clock & programmer
- 25 litre capacity
- 10 programmes

● STA STEEL
444442598

BI60COMW



45cm integrated microwave oven and grill

- 900W microwave
- 1750W convection oven
- 1750W grill
- 600W bottom heater
- Touch controls
- Electronic clock & programmer
- 44 litre capacity
- 13 programmes

● STA STEEL
444443161

FINISHING TOUCHES

WE'VE GOT YOU COVERED!

Whether you have chosen a Range Cooker, freestanding cooker, or built-in hob, we have a large range of stylish co-ordinating hoods and splashbacks to complement your cooking appliance.





HOODS & SPLASHBACKS

60CM HOODS

60CHIM



60cm chimney hood

- 3 fan speeds
- 2 built-in lights
- Push button controls
- 2 grease filters
- Extendable chimney section

● STA STEEL 444441226 ● BLACK 444441227

60VH



60cm integrated visor hood

- 3 fan speeds
- 1 built-in light
- 1 grease filter
- Slider controls

● SILVER 444441224 ○ WHITE 444441223

60 K-LINE




60cm designer hood

- 3 fan speeds & booster
- 2 halogen lights
- Illuminated push button controls
- 1 grease filter
- Extendable chimney section

● STA STEEL 444441229

600CGH



60cm curved glass hood

- 3 fan speeds
- 2 halogen lights
- Push button controls
- 1 grease filter

● STA STEEL 444448742 ● BLACK 444443284

UIH60



60cm integrated hood

- 3 fan speeds
- 1 halogen light
- Slider controls
- 1 acrylic grease filter

● SILVER 444449650

COMPLEMENT YOUR COOKER



70CM HOODS

70CHIM




70cm chimney hood

- 3 fan speeds
- 2 built in lights
- Push button controls
- 1 grease filter
- Extendable chimney section

● STA STEEL 444441129

700CGH



70cm curved glass hood

- 3 fan speeds
- 2 halogen lights
- Push button controls
- 1 grease filter

● STA STEEL 444448743 ● BLACK 444443285

90CM HOODS

900CGH



90cm curved glass hood

- 3 fan speeds
- 2 halogen lights
- Push button controls
- 1 grease filter

● STA STEEL 444448744 ● BLACK 444443286

90CM HOODS

90DB CHIM



90cm chimney hood

- 3 fan speeds
- 2 LED spot lights
- Push button controls
- 3 grease filters

● STA STEEL 444443570 ● BLACK 444443567

CLASSIC 90CHIM



90cm classic chimney hood

- 3 fan speeds
- 2 LED spot lights
- Push button controls
- 3 grease filters

● HOT JAL 444443585 ● CREAM 444443582

90DB FLAT



90cm flat designer hood

- 3 fan speeds
- 2 LED spot lights
- Push button controls
- 3 grease filters

● STA STEEL 444443579 ● BLACK 444443573



#MyCookcentre

100CM HOODS

100DB CHIM



100cm chimney hood

- 3 fan speeds
- 2 LED spot lights
- Push button controls
- 3 grease filters

● STA STEEL 444443571 ● BLACK 444443568

CLASSIC 100CHIM



100cm classic chimney hood

- 3 fan speeds
- 2 LED spot lights
- Push button controls
- 3 grease filters

● HOT JAL 444443583 ● CREAM 444443586

100DB FLAT



100cm flat designer hood

- 3 fan speeds
- 2 LED spot lights
- Push button controls
- 3 grease filters

● STA STEEL 444443580 ● BLACK 444443574

110CM HOODS

110DB CHIM



110cm chimney hood

- 3 fan speeds
- 2 LED spot lights
- Push button controls
- 3 grease filters

● STA STEEL 444443572 ● BLACK 444443569

CLASSIC 110CHIM



110cm classic chimney hood

- 3 fan speeds
- 2 LED spot lights
- Push button controls
- 3 grease filters

● HOT JAL 444443584 ● CREAM 444443587

110DB FLAT




110 flat designer hood

- 3 fan speeds
- 2 LED spot lights
- Push button controls
- 3 grease filters

● STA STEEL 444443581 ● BLACK 444443575

GLASS SPLASHBACKS

SBK60 GLASS




60cm glass splashback

- Toughened glass
- Polished edge
- Self adhesive tape fixing

- BLACK 444442907
- STA SHIMMER 444442911
- UNION JACK 444442921
- UNION MONO 444442923

SBK90 GLASS



90cm glass splashback

- Toughened glass
- Polished edge
- Self adhesive tape fixing

- BLACK 444442908
- STA SHIMMER 444442912
- UNION JACK 444442922
- UNION MONO 444442924
- HOT JAL 444442915
- CREAM 444443186
- WHITE 444442918

SBK100 GLASS



100cm glass splashback

- Toughened glass
- Polished edge
- Self adhesive tape fixing

- BLACK 444442909
- STA SHIMMER 444442913
- HOT JAL 444442916
- CREAM 444443187
- WHITE 444442919

SBK110 GLASS



110cm glass splashback

- Toughened glass
- Polished edge
- Self adhesive tape fixing

- BLACK 444442910
- STA SHIMMER 444442914
- HOT JAL 444442917
- CREAM 444443188
- WHITE 444442920

METAL SPLASHBACKS



SBK60

60cm metal splashback

- BLACK 444449519

SBK90

90cm metal splashback

- BLACK 444449526
- STAINLESS STEEL 444449524

SBK110

110cm metal splashback

- BLACK 444449532
- STAINLESS STEEL 444449530

SBK70

70cm metal splashback

- BLACK 444449522

SBK100

100cm metal splashback

- BLACK 444449529
- STAINLESS STEEL 444449527

METAL SPLASHBACKS WITH RAIL



SBK60R

60cm metal splashback with rail

- STAINLESS STEEL 444440379

SBK90R

90cm metal splashback with rail

- STAINLESS STEEL 444449525

SBK100R

100cm metal splashback with rail

- STAINLESS STEEL 444449528

SBK110R

110cm metal splashback with rail

- STAINLESS STEEL 444449531



 #MyFarmhouse



IT WILL ALL COME OUT IN THE WASH

Home Laundry Collection

Streamlined, efficient and easy-to-use, our range of washing machines, washer dryers, tumble dryers and dishwashers do the hard work for you – so you can take it easy spending more time doing what you really love.



#MySensicare



WASHING MACHINES

Sensicare COLLECTION

Belling Washing Machines are engineered to be as intelligent as they are simple. Equipped with features such as a state-of-the-art Hydrocare Drum which improves wash performance and protects your clothes and an intelligent Sensiwash feature which adjusts the water input to suit your load.

FEATURES:

Sensiwash

Our integrated sensor weighs the load automatically and adjusts the level of water and energy required. So you can save time and money on every wash.

Pluswash

A useful function that allows you to pause the wash mid-cycle and add extra items to the load. Handy if you just can't wait for the next wash, or if you want to add detergent or softener.

Hydrocare Drum

Featuring Hydrocare technology and a vented streamlined design. Improves wash performance by keeping clothes in contact with water for longer. 2000 holes located deep inside the drum carefully protect your wash from the risk of damage.

Sensitouch

Multifunction display giving you quick and easy access to your washing machine's settings and controls. Allows you to customise each wash so you can choose the perfect cycle for the perfect result.

Mywash

Memory feature to save your favourite wash cycle, settings and additional functions. So you can quickly run the same cycle next time.

Easyload

Easy-load porthole door for greater access.

Timesaver

A faster cycle that allows you to shorten the time of your wash without losing any cleaning performance. Gets through a wash 33% more quickly – cutting a jeans wash down from 108 minutes to 72.

Stain+

Varies the intensity of the cycle according to the wash. Choose from light, medium and heavy depending on how dirty the clothes are. This function can be added as part of any wash cycle.

Silentdrive Inverter Motor

Our high-performance inverter motor reduces noise and increases energy efficiency.*

* Silentdrive motor available on 9kg & 10kg Washing machine and Washer Dryer only.

SENSICARE WASHING MACHINES



-  Silentdrive^{*} Inverter Motor
-  Sensiwash
-  Hydrocare Drum
-  Pluswash
-  Timesaver
-  Stain+

A+++
-30%*

2 YEAR
PARTS & LABOUR
WARRANTY

12 YEAR
INVERTER MOTOR
GUARANTEE

“ I found the Sensiwash feature really useful – it’s great to know that the machine is automatically making sure I’m not wasting water or energy. Saving time and money without lifting a finger? Perfect! ”

Andrew Shuttleworth,
Football Coach



Hydrocare Drum



Sensitouch Display



16 programmes

* A+++ -30% and Silentdrive motor only available on 9kg & 10kg models.

SENSICARE WASHING MACHINES

FW714



7kg Sensicare washing machine

- 1400rpm spin speed
- A+++ energy efficiency
- 16 wash programmes
- Hydrocare drum
- Plus wash
- Sensitouch LED display
- Easyload safetouch door

○ WHITE
444444336

FW814



8kg Sensicare washing machine

- 1400rpm spin speed
- A+++ energy efficiency
- 16 wash programmes
- Hydrocare drum
- Plus wash
- Sensitouch LED display
- Easyload safetouch door

○ WHITE
444444337

FW914



9kg Sensicare washing machine

- 1400rpm spin speed
- A+++ -30% energy efficiency
- 16 wash programmes
- Hydrocare drum
- Plus wash
- Sensitouch LED display
- Silentdrive Inverter Motor (12 year guarantee)

○ WHITE
444444338

FW1016



10kg Sensicare washing machine

- 1600rpm spin speed
- A+++ -30% energy efficiency
- 16 wash programmes
- Hydrocare drum
- Plus wash
- Sensitouch LED display
- Silentdrive Inverter Motor (12 year guarantee)

○ WHITE
4444440339

BEAR FRIENDLY

 **Hydrocare Drum**

2000 HOLES LOCATED DEEP INSIDE THE DRUM **IMPROVES WASH PERFORMANCE** AND HELPS **PROTECT** CLOTHES AND CUDDLY TOYS FROM DAMAGE



TUMBLE DRYERS

Sensicare COLLECTION

Sensicare Tumble Dryers are designed to take a load off your mind whatever your laundry requirements. Whether you choose a condenser dryer or our A++ energy efficient heatpump model, each is equipped with a fantastic range of features.

All models include Dry+ technology, simply select the level of dryness you require and the dryer switches off automatically when it is reached, saving you time and money. There's even an anti-crease programme to reduce ironing. All in all, we like to think it's laundry made simple, safe and super-efficient.

FEATURES:

Delaystart

This option allows you to delay the start of the cycle by up to 24 hours, enabling you to arrive home just in time for when the cycle finishes.

Dry+

Choose from three different levels of drying power: extra dry, normal dry and gentle dry.

Anticrease

Prevents creases forming by loosening clothes at regular intervals.

Heatpump

Whilst most dryers release the hot air used to dry clothes, our Heatpump dryers re-use it, using 50% less energy than a standard C class dryer and saving you up to £50 a year.

SENSICARE TUMBLE DRYERS



-  Anticrease
-  Delaystart
-  Dry+
-  Heatpump

* Whilst most dryers release the hot air used to dry clothes, our Heatpump dryers re-use it, using 50% less energy than a standard C class dryer and saving you up to £50 a year.

A++ *
2 YEAR
GUARANTEE



HEAT PUMP

CONDENSER

FHD800

FCD800



**8kg Sensicare heat pump
tumble dryer**

- LED display
- A++ energy efficiency
- 12 programmes
- Heatpump technology
- Dry+
- Delay start
- Anti-crease programme
- Child lock

○ WHITE
444444343



**8kg Sensicare condenser
tumble dryer**

- LED display
- 12 programmes
- Dry+
- Delay start
- Anti-crease programme
- Child lock

○ WHITE
444444342



A++ Energy Rating*



LED Display



Removable Lint Filter

*Heatpump technology and A++ energy rating available on FHD800 model only.



WASHER DRYER

Sensicare COLLECTION

The Belling washer dryer has been designed to incorporate many of the great features you get with our 9kg and 10kg washing machines. Like Sensiwash, that adjusts the water input to suit your load.

The Hydrocare Drum also improves wash performance and protects your clothes. Then there's our Silentdrive Inverter Motor for a quieter cycle, which comes with a 12 year parts guarantee. Our washer dryer also offers the added advantage of having Dry+ which allows you to choose from three different levels of drying power: extra dry, dry and gentle dry.

FEATURES:

Hydrocare Drum

Featuring Hydrocare technology and a vented streamlined design. Improves wash performance by keeping clothes in contact with water for longer. 2000 holes located deep inside the drum carefully protect your wash from the risk of damage.

Silentdrive Inverter Motor

Energy efficient inverter motor helps reduce noise levels. Comes with a 12 year parts warranty for maximum peace of mind.

Sensitouch

Multifunction display giving you quick and easy access to your washing machine's settings and controls. Allows you to customise each wash so you can choose the perfect cycle for the perfect result.

Pluswash

A useful function that allows you to pause the wash mid-cycle and add extra items to the load. Handy if you just can't wait for the next wash, or if you want to add detergent or softener.

Dry+

Choose from three different levels of drying power: extra dry, normal and gentle dry.

Mywash

Memory feature to save your favourite wash cycle, settings and additional functions. So you can quickly run the same cycle next time.

Timesaver

Completes a standard wash cycle 33% more quickly.

SENSICARE WASHER DRYER



-  Silentdrive Inverter Motor
-  Sensiwash
-  Hydrocare Drum
-  Pluswash
-  Timesaver
-  Dry+

-  ENERGY EFFICIENCY
-  2 YEAR PARTS & LABOUR WARRANTY
-  12 YEAR INVERTER MOTOR GUARANTEE

“ Who hasn't done a load of washing, and then found an odd sock or top they forgot to put in? Pluswash is a great feature that I'm sure I will be using time and time again! ”

Jemma of Iced Gems,
Baker, Blogger & Business Owner

FWD8614

8kg/6kg Sensicare washer dryer

- 8kg load/6kg drying capacity
- 1600rpm spin speed
- A energy efficiency
- 16 wash programmes
- Hydrocare drum
- Plus wash
- Silentdrive Inverter Motor (12 year guarantee)
- Sensitouch LED display
- Easyload safetouch door

○ WHITE
444444340



Sensitouch Display



Hydrocare Drum

GREAT HOME APPLIANCES FROM A GREAT BRITISH NAME



**FIND & FOLLOW
US ONLINE!**



Has one of our home laundry products helped make your life easier? Let us know on social media!

#MySensicare





DISHWASHERS

Sensicare COLLECTION

We understand that nobody likes doing the dishes, so we've gone out of our way to make the whole process easy-peasy, whether you're entertaining a select few or catering for a huge gathering. With an A+++ energy rating, the Belling Sensicare 15-place dishwasher is ultra-economical.

With a tiny 10 litre water consumption, it's ultra-efficient too. In fact, it's even ultra-helpful. That's because unlike most other dishwashers it will even dry the dishes for you, fast. And it'll do everything at a low 40dba noise level, which is the same as you'd find in a library. Shhhhhhh, enough said...

FEATURES:

Noisefriendly

40dba for a quiet life.

Watersaving

Eco wash consumes only 10 litres of water, one of the lowest levels on the market.

Turbodry

Produces extra heat to actively dry dishes quicker.

Largecapacity

Space for 15 place settings, from soup plates to dessert spoons.


Energyefficient





A+++, up to 30% more efficient than a standard A class dishwasher.

Flexible

3 storage levels including cutlery tray, all easily adjustable to cater for larger items.

SENSICARE FULL WIDTH DISHWASHERS



-  Large capacity
-  Watersaving
-  Turbodry
-  Flexible

A+++
2 YEAR
PARTS & LABOUR
WARRANTY



A+++ Energy Efficiency



15 Place Settings & Cutlery Tray



LED Display

SENSICARE DISHWASHERS

FDW150 SS



15 place 60cm Sensicare dishwasher

- 15 place settings
- A+++ energy efficiency
- 7 programmes
- Delay timer
- LED display
- 5 temperature levels
- Turbo dry

● STA STEEL
444444347

FDW150 WHI



15 place 60cm Sensicare dishwasher

- 15 place settings
- A+++ energy efficiency
- 7 programmes
- Delay timer
- LED display
- 5 temperature levels
- Turbo dry

○ WHITE
444444346

ULTRA ECONOMICAL ULTRA EFFICIENT



SIMPLICITY & INTEGRATED APPLIANCES

Perfect for those who like the simpler things in life, our Simplicity washing machines, tumble dryer and dishwashers offer excellent value and have all the features you need! Or, if you prefer to have a sleek, seamless look to your kitchen our Integrated dishwashers and washing machines might be just what you're after.



INTEGRATED

INTWM7KG



7kg integrated washing machine

- 1400rpm spin speed
- A+++ energy efficiency
- 16 wash programmes
- Dial and push button controls
- LED display
- My Cycle memory function
- Child lock

○ WHITE
444444023

IDW45



10 place 45cm integrated dishwasher

- 10 place settings
- A++ energy efficiency
- 6 programmes
- 6 temperature levels
- LED display
- Residual heat drying

○ WHITE
444444034

IDW60



14 place 60cm integrated dishwasher

- 14 place settings
- A++ energy efficiency
- 6 programmes
- 6 temperature levels
- LED display
- Residual heat drying

○ WHITE
444444033

SIMPLICITY

FW612



6kg Simplicity washing machine

- 1200rpm spin speed
- A++ energy efficiency
- 23 wash programmes
- Dial and push button controls with LED lights
- 15 minute quick wash
- Delay start function
- Child lock

○ WHITE
444444335

FD700



7kg Simplicity tumble dryer

- Push button controls and LED lights
- 4 programmes
- Anti-crease programme
- 1 hour dry programme
- Child lock

○ WHITE
444444341

FDW120



12 place 60cm Simplicity dishwasher

- 12 place settings
- A++ energy efficiency
- 4 programmes
- 3 temperature levels
- Push button controls
- Rapid quick wash

○ WHITE
444444345

SLIMLINE

FDW90



9 place 45cm Slimline dishwasher

- 9 place settings
- A++ energy efficiency
- 4 programmes
- 3 temperature levels
- Push button controls
- Rapid quick wash

○ WHITE
444444344



**STREAMLINED, EFFICIENT
AND EASY TO USE**

COOLING & REFRIGERATION

EFFORTLESSLY COOL

Not only do we offer a feature packed range of cooking and laundry appliances, we also have an excellent selection of energy efficient and stylish integrated fridges, freezers and wine coolers to complete your kitchen.

INTEGRATED WINE COOLERS

150WC



15cm integrated wine cooler

- 7 bottles capacity
- Adjustable thermostat
- 5 - 22°C temperature range
- 6 chrome wire shelves

● STA STEEL 444440917 ● BLACK 444443281

300WC



30cm integrated wine cooler

- 18 bottles capacity
- Adjustable thermostat
- 5 - 22°C temperature range
- 6 wooden shelves

● STA STEEL 444440918 ● BLACK 444443282

600WC



60cm integrated wine cooler

- 46 bottles capacity
- Adjustable thermostat
- 5 - 22°C temperature range
- 6 wooden shelves

● STA STEEL 444440919 ● BLACK 444443283

INTEGRATED FREEZERS

BTF177



228 litre capacity built in tall freezer

- 54cm wide
- 228 litre total capacity
- Reversible door
- 9 storage drawers
- A+ energy rating

○ WHITE 444443620

BU-FZ



93 litre capacity built-in undercounter freezer

- 59.5cm wide
- 93 litre total capacity
- 3 storage drawers
- A+ energy rating

○ WHITE 444444323

INTEGRATED COMBI'S

5050FF



Built in frost free 50/50 combi

- 54.5cm wide
- 147 litre fridge/86 litre freezer capacity
- Frost-free
- Humidity controlled salad crisper
- A+ energy rating

○ WHITE 444444326

INTEGRATED REFRIGERATORS

BU-REF



115 litre capacity built-in undercounter refrigerator

- 59.5cm wide
- 115 litre total capacity
- Freezer compartment
- A+ energy rating
- Dedicated bottle shelf

○ WHITE 444444324

BU-LAR



133 litre capacity built-in undercounter larder fridge

- 59.5cm wide
- 133 litre total capacity
- Auto defrost
- A+ energy rating
- 3 adjustable glass shelves

○ WHITE 444444322

BTL177



319 litre capacity built-in tall larder refrigerator

- 54.0cm wide
- 319 litre total capacity
- Reversible door
- Adjustable thermostat
- A+ energy rating

○ WHITE 444443620

7030FF



Built-in frost-free 70/30 combi

- 54.5cm wide
- 180 litre fridge/63 litre freezer capacity
- Frost-free
- Humidity controlled salad crisper
- A+ energy rating

○ WHITE 444444328

STAT5050



Built-in 50/50 static combi

- 54.5cm wide
- 148 litre fridge/94 litre freezer capacity
- Humidity controlled salad crisper
- A+ energy rating

○ WHITE 444444325

STAT7030



Built-in 70/30 static combi

- 54.5cm wide
- 181 litre fridge/70 litre freezer capacity
- Humidity controlled salad crisper
- A+ energy rating

○ WHITE 444444327



TECHNICAL SPECIFICATIONS

FARMHOUSE

PRODUCT	90DFT	90E	90EI	90G	90DFT DELUXE	100DFT	100E	100EI	100G	110DFT	110E	110EI	110G	
Description	90cm dual fuel range cooker	90cm electric range cooker	90cm electric induction range cooker	90cm gas range cooker	90cm dual fuel range cooker	100cm dual fuel range cooker	100cm electric range cooker	100cm electric induction range cooker	100cm gas range cooker	110cm dual fuel range cooker	110cm electric range cooker	110cm electric induction range cooker	110cm gas range cooker	
Hob	5 Gas burners: x2 medium (2.0 kW) x1 small (1.0 kW) x1 wok (4 kW) x1 large (3.0 kW) Cast iron pan supports Push button ignition Flame safety device	5 Ceramic zones: x2 medium (1.7 kW) x2 small (1.2 kW) 1x dual zone (0.75-2.2 kW) Easy clean ceramic surface	4 Induction zones / 1 warming: x4 medium induction (1.4-1.85 kW) x1 warming zone (0.1 kW) Touch control Digital power display Pan & overheat detection Child lock Boost function	5 Gas burners: x2 medium (2.0 kW) x1 small (1.0 kW) x1 wok (4 kW) x1 large (3.0 kW) Cast iron pan supports Push button ignition Flame safety device	5 Gas burners: x2 medium (2.0 kW) x1 small (1.0 kW) x1 wok (4 kW) x1 large (3.0 kW) Cast iron pan supports Push button ignition Flame safety device	7 Gas burners: x3 medium (2.0 kW) x2 small (1.0 kW) x1 wok (4 kW) x1 large (3.0 kW) Cast iron pan supports Push button ignition Flame safety device	5 Ceramic zones / 1 warming: x2 medium (1.7 kW) x2 small (1.2 kW) x1 dual zone (0.75-2.2 kW) Easy clean ceramic surface	5 Induction zones: x2 small (1.2-1.4 kW) x2 medium (1.4-2.0 kW) x1 large (2.3-3.0 kW) Touch control Pan & overheat detection Child lock Boost function	7 Gas burners: x3 medium (2.0 kW) x2 small (1.0 kW) x1 wok (4 kW) x1 large (3.0 kW) Cast iron pan supports Push button ignition Flame safety device	7 Gas burners: x3 medium (2.0 kW) x2 small (1.0 kW) x1 wok (4 kW) x1 large (3.0 kW) Cast iron pan supports Push button ignition Flame safety device	5 Ceramic zones / 1 warming: x2 medium (1.7 kW) x2 small (1.2 kW) x1 dual zone (0.75-2.2 kW) Easy clean ceramic surface	5 Induction zones: x2 Small (1.2-1.4 kW) x2 Medium (1.4-2.0 kW) x1 Large (2.3-3.0 kW) Touch control Pan & overheat detection Child lock Boost function	5 Induction zones: x2 Small (1.2-1.4 kW) x2 Medium (1.4-2.0 kW) x1 Large (2.3-3.0 kW) Touch control Pan & overheat detection Child lock Boost function	7 Gas burners: x3 medium (2.0 kW) x2 small (1.0 kW) x1 wok (4 kW) x1 large (3.0 kW) Cast iron pan supports Push button ignition Flame safety device
Cavity 1	Variable rate electric grill Removable shelves	Variable rate electric grill Removable shelves	Variable rate electric grill Removable shelves	Variable rate gas grill Removable shelves	Conventional oven & variable rate dual circuit electric grill Removable shelves	Variable rate electric grill Removable shelves	Variable rate electric grill Removable shelves	Variable rate electric grill Removable shelves	Variable rate gas grill Removable shelves	Variable rate electric grill Removable shelves	Variable rate electric grill Removable shelves	Variable rate electric grill Removable shelves	Variable rate electric grill Removable shelves	Variable rate gas grill Removable shelves
Cavity 2	Fanned electric oven Programmable oven Easy clean enamel A energy rating Oven light Defrost & Slow cook function 62 actual / 54 litre usable capacity 2 shelves (5 positions) Removable shelves	Fanned electric oven Programmable oven Easy clean enamel A energy rating Oven light Defrost & Slow cook function 62 actual / 54 litre usable capacity 2 shelves (5 positions) Removable shelves	Fanned electric oven Programmable oven Easy clean enamel A energy rating Oven light Defrost & Slow cook function 62 actual / 54 litre usable capacity 2 shelves (5 positions) Removable shelves	Conventional gas oven Easy clean enamel B energy rating Oven light 64 actual / 48 litre usable capacity 2 shelves (5 positions) Removable shelves	Multifunction electric oven Programmable oven Easy clean enamel A energy rating Oven light 10 functions 62 actual / 54 litre usable capacity 2 shelves (5 positions) Removable shelves	Conventional electric oven Easy clean enamel A energy rating Oven light Slow cook function 62 actual / 54 litre usable capacity 2 shelves (5 positions) Removable shelves	Conventional electric oven Easy clean enamel A energy rating Oven light Slow cook function 62 actual / 54 litre usable capacity 2 shelves (5 positions) Removable shelves	Conventional electric oven Easy clean enamel A energy rating Oven light Slow cook function 62 actual / 54 litre usable capacity 2 shelves (5 positions) Removable shelves	Conventional gas oven Easy clean enamel A energy rating Oven light 64 actual / 48 litre usable capacity 2 shelves (5 positions) Removable shelves	Conventional electric oven Easy clean enamel A energy rating Oven light Slow cook function 71 actual / 61 litre usable capacity 2 shelves (5 positions) Removable shelves	Conventional electric oven Easy clean enamel A energy rating Oven light Slow cook function 71 actual / 61 litre usable capacity 2 shelves (5 positions) Removable shelves	Conventional electric oven Easy clean enamel A energy rating Oven light Slow cook function 71 actual / 61 litre usable capacity 2 shelves (5 positions) Removable shelves	Conventional electric oven Easy clean enamel A energy rating Oven light Slow cook function 71 actual / 61 litre usable capacity 2 shelves (5 positions) Removable shelves	Conventional gas oven Easy clean enamel A energy rating Oven light 71 actual / 52 litre usable capacity 2 shelves (5 positions) Removable shelves
Cavity 3	Tall fanned electric oven Easy clean enamel A energy rating Oven light Defrost & Slow cook function 91 actual / 86 litre usable capacity 3 shelves (25 positions) Removable shelves	Tall fanned electric oven Easy clean enamel A energy rating Oven light Defrost & Slow cook function 91 actual / 86 litre usable capacity 3 shelves (25 positions) Removable shelves	Tall fanned electric oven Easy clean enamel A energy rating Oven light Defrost & Slow cook function 91 actual / 86 litre usable capacity 3 shelves (25 positions) Removable shelves	Tall fanned electric oven Easy clean enamel A energy rating Oven light Defrost & Slow cook function 91 actual / 86 litre usable capacity 3 shelves (25 positions) Removable shelves	Tall fanned electric oven Easy clean enamel A energy rating Oven light Defrost & Slow cook function 91 actual / 86 litre usable capacity 3 shelves (25 positions) Removable shelves	Fanned electric oven Programmable oven Easy clean enamel A energy rating Oven light Defrost & Slow cook function 62 actual / 58 litre usable capacity 2 shelves (5 positions) Removable shelves	Fanned electric oven Programmable oven Easy clean enamel A energy rating Oven light Defrost & Slow cook function 62 actual / 54 litre usable capacity 2 shelves (5 positions) Removable shelves	Fanned electric oven Easy clean enamel Programmable oven A energy rating Oven light Defrost & Slow cook function 62 actual / 54 litre usable capacity 2 shelves (5 positions) Removable shelves	Conventional gas oven Easy clean enamel A energy rating Oven light 62 actual / 49 litre usable capacity 2 shelves (5 positions) Removable shelves	Fanned electric oven Easy clean enamel A energy rating Oven light Defrost & Slow cook function 69 actual / 65 litre usable capacity 2 shelves (5 positions) Removable shelves	Fanned electric oven Easy clean enamel Programmable oven A energy rating Oven light Defrost & Slow cook function 71 actual / 61 litre usable capacity 2 shelves (5 positions) Removable shelves	Fanned electric oven Easy clean enamel Programmable oven A energy rating Oven light Defrost & Slow cook function 71 actual / 61 litre usable capacity 2 shelves (5 positions) Removable shelves	Fanned electric oven Easy clean enamel Programmable oven A energy rating Oven light Defrost & Slow cook function 71 actual / 61 litre usable capacity 2 shelves (5 positions) Removable shelves	Conventional gas oven Easy clean enamel A energy rating Oven light 71 actual / 52 litre usable capacity 2 shelves (5 positions) Removable shelves
Cavity 4	N/A	N/A	N/A	N/A	N/A	Storage	Storage	Storage	Storage	Storage	Storage	Storage	Storage	Storage
Timer / Programmer	LED Maxi-Clock/touch control programmer (cavity 2)	LED Maxi-Clock/touch control programmer (cavity 2)	LED Maxi-Clock/touch control programmer (cavity 2)	LED Maxi-Clock/minute minder	LED Maxi-Clock/touch control programmer (cavity 2)	LED Maxi-Clock/touch control programmer (cavity 3)	LED Maxi-Clock/touch control programmer (cavity 3)	LED Maxi-Clock/touch control programmer (cavity 3)	LED Maxi-Clock/minute minder	LED Maxi-Clock/touch control programmer (cavity 3)	LED Maxi-Clock/touch control programmer (cavity 3)	LED Maxi-Clock/touch control programmer (cavity 3)	LED Maxi-Clock/touch control programmer (cavity 3)	LED Maxi-Clock/minute minder
Timer	Yes	Yes	Yes	Yes	Yes	Yes	Yes	Yes	Yes	Yes	Yes	Yes	Yes	Yes
Fascia cooling system	Yes	Yes	Yes	Yes	Yes	Yes	Yes	Yes	Yes	Yes	Yes	Yes	Yes	Yes
Accessories (included)														
Grill pan handle	Yes	Yes	Yes	Yes	Yes	Yes	Yes	Yes	Yes	Yes	Yes	Yes	Yes	Yes
Grill pan/trivet	Yes	Yes	Yes	Yes	Yes	Yes	Yes	Yes	Yes	Yes	Yes	Yes	Yes	Yes
LPG convertible	Yes	-	-	-	Yes	Yes	-	-	-	Yes	-	-	-	-
LPG conversion kit (available separately)	Yes	-	-	-	Yes	Yes	-	-	-	Yes	-	-	-	-
Removable Parts (for cleaning)														
Hob burners	Yes	-	-	Yes	Yes	Yes	-	-	Yes	Yes	-	-	-	Yes
Pan supports	Yes	-	-	Yes	Yes	Yes	-	-	Yes	Yes	-	-	-	Yes
Shelves	Yes	Yes	Yes	Yes	Yes	Yes	Yes	Yes	Yes	Yes	Yes	Yes	Yes	Yes
Shelf runners	Yes	Yes	Yes	Yes	Yes	Yes	Yes	Yes	Yes	Yes	Yes	Yes	Yes	Yes
Installation														
Gas type	Nat gas	-	-	Nat gas	Nat gas	Nat gas	-	-	Nat gas	Nat gas	-	-	-	Nat gas
Gas inlet type	1/2" BSP female	-	-	1/2" BSP female	1/2" BSP female	1/2" BSP female	-	-	1/2" BSP female	1/2" BSP female	-	-	-	1/2" BSP female
Gas inlet position/electrical power load (kW)	Rear right	14.4	14.1	Rear right	Rear right	Rear right	14.9	14.4	Rear right	Rear right	15.4	14.4	14.4	Rear right
Fuse size (A)	32	32	32	13	32	32	32	32	13	32	32	32	32	13
Fitted 3 pin plug	-	-	-	Yes	-	-	-	-	Yes	-	-	-	-	Yes
Product Dimensions														
Height (mm)	900-930	900-930	900-930	900-930	900-930	900-930	900-930	900-930	900-930	900-930	900-930	900-930	900-930	900-930
Width (mm)	900	900	900	900	900	1000	1000	1000	1000	1100	1100	1100	1100	1100
Depth (mm)	600	600	600	600	600	600	600	600	600	600	600	600	600	600
Weight (kg)	84	91	80	81	93	88	94	92	87	93	99	97	92	92
Finishes & codes														
Black	444444121	444444124	444444130	444444127	444444157	444444133	444444136	444444142	444444139	444444145	444444148	444444154	444444151	444444151
Cream	444444123	444444126	444444132	444444129	444444159	444444135	444444138	444444144	444444141	444444147	444444150	444444156	444444153	444444153
Silver	444444122	444444125	444444131	444444128	444444158	444444134	444444137	444444143	444444140	444444146	444444149	444444155	444444152	444444152

COOKCENTRE

															
PRODUCT	90DFT	90E	90EI	90G	90DFT DELUXE	100DFT		100E	100EI	100G	110DFT	110E	110EI	110G	
Description	90cm dual fuel range cooker	90cm electric range cooker	90cm electric Induction range cooker	90cm gas range cooker	90cm dual fuel range cooker	100cm dual fuel range cooker		100cm electric range cooker	100cm electric Induction range cooker	100cm gas range cooker	110cm dual fuel range cooker	110cm electric range cooker	110cm electric Induction range cooker	90cm gas range cooker	
Hob	5 Gas burners: x2 medium (2.0 kW) x1 small (1.0 kW) x1 wok (4 kW) x1 large (3.0 kW) Cast iron pan supports Push button ignition Flame safety device	5 Ceramic zones: x2 medium (1.7 kW) x2 small (1.2 kW) 1x dual zone (0.75-2.2 kW) Easy clean ceramic surface	4 induction zones / 1 warming: x4 medium induction (1.4-1.85 kW) x1 warming zone (0.1 kW) Touch control Digital power display Pan & overheat detection Child lock Boost function	5 Gas burners: x2 medium (2.0 kW) x1 small (1.0 kW) x1 wok (4 kW) x1 large (3.0 kW) Cast iron pan supports Push button ignition Flame safety device	5 Gas burners: x2 medium (2.0 kW) x1 small (1.0 kW) x1 wok (4 kW) x1 large (3.0 kW) Cast iron pan supports Push button ignition Flame safety device	7 Gas burners: x3 medium (2.0 kW) x2 small (1.0 kW) x1 wok (4 kW) x1 large (3.0 kW) Cast iron pan supports Push button ignition Flame safety device		5 ceramic zones / 1 warming x2 medium (1.8 kW) x2 small (1.2 kW) x1 dual zone (0.75-2.2 kW) Easy clean ceramic surface	5 induction zones x2 small (1.2-1.4 kW) x2 medium (1.4-2.0 kW) x1 large (3.0 kW) Touch control Pan & overheat detection Child lock Boost function	7 gas burners x3 medium (2.0 kW) x2 small (1.0 kW) x1 wok (4 kW) x1 large (3.0 kW) Cast iron pan supports Push button ignition Flame safety device	7 gas burners x3 medium (2.0 kW) x2 small (1.0 kW) x1 wok (4 kW) x1 large (3.0 kW) Cast iron pan supports Push button ignition Flame safety device	5 ceramic zones / 1 warming x3 medium (1.5 kW) x2 small (1.2 kW) x1 dual zone (0.75-2.2 kW) Easy clean ceramic surface	5 induction zones x2 small (1.2-1.4 kW) x2 medium (1.4-2.0 kW) x1 large (3.0 kW) Touch control Keep warm function Pan & overheat detection Child lock Boost function	7 gas burners x3 medium (2.0 kW) x2 small (1.0 kW) x1 wok (4 kW) x1 large (3.0 kW) Cast iron pan supports Push button ignition Flame safety device	
Cavity 1	Variable rate electric grill Removable shelves	Variable rate electric grill Removable shelves	Variable rate electric grill Removable shelves	Variable rate gas grill Removable shelves	Conventional oven & variable rate dual circuit electric grill Removable shelves	Variable rate electric grill Removable shelves		Variable rate electric grill Removable shelves	Variable rate electric grill Removable shelves	Variable rate gas grill Removable shelves	Variable rate electric grill Removable shelves	Variable rate electric grill Removable shelves	Variable rate electric grill Removable shelves	Variable rate gas grill Removable shelves	
Cavity 2	Fanned electric oven Programmable oven Easy clean enamel A energy rating Oven light Defrost & Slow cook function 62 actual / 58 litre usable capacity 2 shelves (5 positions) Removable shelves	Fanned electric oven Programmable oven Easy clean enamel A energy rating Oven light Defrost & Slow cook function 62 actual / 58 litre usable capacity 2 shelves (5 positions) Removable shelves	Fanned electric oven Programmable oven Easy clean enamel A energy rating Oven light Defrost & Slow cook function 62 actual / 58 litre usable capacity 2 shelves (5 positions) Removable shelves	Conventional gas oven Easy clean enamel B energy rating Oven light 62 actual / 48 litre usable capacity 2 shelves (5 positions) Removable shelves	Multifunction electric oven Programmable oven Easy clean enamel A energy rating Oven light 10 functions 62 actual / 54 litre usable capacity 2 shelves (5 positions) Removable shelves	Conventional electric oven Easy clean enamel A energy rating Oven light Slow cook function 64 actual / 64 litre usable capacity 2 shelves (5 positions) Removable shelves		Conventional electric oven Easy clean enamel A energy rating Oven light Slow cook function 64 actual / 64 litre usable capacity 2 shelves (5 positions) Removable shelves	Conventional electric oven Easy clean enamel A energy rating Oven light Slow cook function 64 actual / 64 litre usable capacity 2 shelves (5 positions) Removable shelves	Conventional gas oven Easy clean enamel A energy rating Oven light 64 actual / 48 litre usable capacity 2 shelves (5 positions) Removable shelves	Conventional electric oven Easy clean enamel A energy rating Oven light Slow cook function 71 actual / 71 litre usable capacity 2 shelves (5 positions) Removable shelves	Conventional electric oven Easy clean enamel A energy rating Oven light Slow cook function 71 actual / 71 litre usable capacity 2 shelves (5 positions) Removable shelves	Conventional electric oven Easy clean enamel A energy rating Oven light Slow cook function 71 actual / 71 litre usable capacity 2 shelves (5 positions) Removable shelves	Conventional electric oven Easy clean enamel A energy rating Oven light Slow cook function 71 actual / 71 litre usable capacity 2 shelves (5 positions) Removable shelves	Conventional gas oven Easy clean enamel A energy rating Oven light 69 actual / 48 litre usable capacity 2 shelves (5 positions) Removable shelves
Cavity 3	Tall fanned electric oven Easy clean enamel A energy rating Oven light Defrost & Slow cook function 91 actual / 86 litre usable capacity 3 shelves (25 positions) Removable shelves	Tall fanned electric oven Easy clean enamel A energy rating Oven light Defrost & Slow cook function 91 actual / 86 litre usable capacity 3 shelves (25 positions) Removable shelves	Tall fanned electric oven Easy clean enamel A energy rating Oven light Defrost & Slow cook function 91 actual / 86 litre usable capacity 3 shelves (25 positions) Removable shelves	Tall fanned electric oven Easy clean enamel A energy rating Oven light Defrost & Slow cook function 91 actual / 86 litre usable capacity 3 shelves (25 positions) Removable shelves	Tall fanned electric oven Easy clean enamel A energy rating Oven light Defrost & Slow cook function 91 actual / 86 litre usable capacity 3 shelves (25 positions) Removable shelves	Fanned electric oven Easy clean enamel Programmable oven A energy rating Oven light Defrost & Slow cook function 62 actual / 58 litre usable capacity 2 shelves (5 positions) Removable shelves		Fanned electric oven Easy clean enamel Programmable oven A energy rating Oven light Defrost & Slow cook function 62 actual / 58 litre usable capacity 2 shelves (5 positions) Removable shelves	Fanned electric oven Easy clean enamel Programmable oven A energy rating Oven light Defrost & Slow cook function 62 actual / 58 litre usable capacity 2 shelves (5 positions) Removable shelves	Conventional gas oven Easy clean enamel A energy rating Oven light 62 actual / 48 litre usable capacity 2 shelves (5 positions) Removable shelves	Fanned electric oven Easy clean enamel Programmable oven A energy rating Oven light Defrost & Slow cook function 69 actual / 65 litre usable capacity 2 shelves (5 positions) Removable shelves	Fanned electric oven Easy clean enamel Programmable oven A energy rating Oven light Defrost & Slow cook function 69 actual / 65 litre usable capacity 2 shelves (5 positions) Removable shelves	Fanned electric oven Easy clean enamel Programmable oven A energy rating Oven light Defrost & Slow cook function 69 actual / 65 litre usable capacity 2 shelves (5 positions) Removable shelves	Fanned electric oven Easy clean enamel Programmable oven A energy rating Oven light Defrost & Slow cook function 69 actual / 65 litre usable capacity 2 shelves (5 positions) Removable shelves	Conventional gas oven Easy clean enamel A energy rating Oven light 69 actual / 48 litre usable capacity 2 shelves (5 positions) Removable shelves
Cavity 4	N/A	N/A	N/A	N/A	N/A	Storage		Storage	Storage	Storage	Storage	Storage	Storage	Storage	
Timer / Programmer	LED Maxi-Clock/touch control programmer (cavity 2)	LED Maxi-Clock/touch control programmer (cavity 2)	LED Maxi-Clock/touch control programmer (cavity 2)	LED Maxi-Clock/minute minder	LED Maxi-Clock/touch control programmer (cavity 2)	LED Maxi-Clock/touch control programmer (cavity 3)		LED Maxi-Clock/touch control programmer (cavity 3)	LED Maxi-Clock/touch control programmer (cavity 3)	LED Maxi-cock/minute minder	LED Maxi-Clock/touch control programmer (cavity 3)	LED Maxi-Clock/touch control programmer (cavity 3)	LED Maxi-Clock/touch control programmer (cavity 3)	LED Maxi-Clock/minute minder	
Timer	Yes	Yes	Yes	Yes	Yes	Yes		Yes	Yes	Yes	Yes	Yes	Yes	Yes	
Fascia cooling system	Yes	Yes	Yes	Yes	Yes	Yes		Yes	Yes	Yes	Yes	Yes	Yes	Yes	
Accessories (Included)															
Grill pan handle	Yes	Yes	Yes	Yes	Yes	Yes		Yes	Yes	Yes	Yes	Yes	Yes	Yes	
Grill pan/trivet	Yes	Yes	Yes	Yes	Yes	Yes		Yes	Yes	Yes	Yes	Yes	Yes	Yes	
LPG convertible	Yes	-	-	-	Yes	Yes		-	-	-	Yes	-	-	-	
LPG conversion kit (available separately)	Yes	-	-	-	Yes	Yes		-	-	-	Yes	-	-	-	
Removable Parts (for cleaning)															
Hob burners	Yes	-	-	Yes	Yes	Yes		-	-	Yes	Yes	-	-	Yes	
Pan supports	Yes	-	-	Yes	Yes	Yes		-	-	Yes	Yes	-	-	Yes	
Shelves	Yes	Yes	Yes	Yes	Yes	Yes		Yes	Yes	Yes	Yes	Yes	Yes	Yes	
Shelf runners	Yes	Yes	Yes	Yes	Yes	Yes		Yes	Yes	Yes	Yes	Yes	Yes	Yes	
Installation															
Gas type	Nat gas	-	-	Nat gas	Nat gas	Nat gas		-	-	Nat gas	Nat gas	-	-	Nat gas	
Gas inlet type	1/2" BSP female	-	-	1/2" BSP female	1/2" BSP female	1/2" BSP female		-	-	1/2" BSP female	1/2" BSP female	-	-	1/2" BSP female	
Gas inlet position/ Electrical power load (kW)	Rear right	14.4	14.1	Rear right	Rear right	Rear right		14.9	14.4	Rear right	Rear right	15.4	14.4	Rear right	
Fuse size (A)	32	32	32	13	32	32		32	32	13	32	32	32	13	
Fitted 3 pin plug	-	-	-	Yes	-	-		-	-	Yes	-	-	-	Yes	
Product Dimensions															
Height (mm)	900-930	900-930	900-930	900-930	900-930	900-930		900-930	900-930	900-930	900-930	900-930	900-930	900-930	
Width (mm)	900	900	900	900	900	1000		1000	1000	1000	1100	1100	1100	1100	
Depth (mm)	600	600	600	600	600	600		600	600	600	600	600	600	600	
Weight (kg)	93	90	87	80	85	87		94	91	86	92	99	96	91	
Finishes & codes															
Black	44444071	44444074	44444080	44444077	44444105	44444083		44444086	44444092	44444089	44444095	44444098	44444104	44444101	
Stainless Steel	44444070	44444073	44444079	44444076	44444106	44444082		44444085	44444091	44444088	44444094	44444097	44444103	44444100	
Prof. Stainless Steel	44444069	44444072	44444078	44444075	44444107	44444081		44444084	44444090	44444087	44444093	44444096	44444102	44444099	

KENSINGTON

SANDRINGHAM

PRODUCT	90DFT	90E	90EI	90GT	100DFT	100GT	100E	100EI	90DFT	100DFT	100E	100GT	100GT LPG	
Description	90cm dual fuel range cooker	90cm electric range cooker	90cm electric Induction range cooker	90cm gas range cooker	100cm dual fuel range cooker	100cm gas range cooker	100cm electric range cooker	100cm electric Induction range cooker	90cm dual fuel range cooker	100cm dual fuel range cooker	100cm electric range cooker	100cm gas range cooker	100cm LPG range cooker	
Hob	5 Gas burners: x2 medium (2.0 kW) x1 small (1.0 kW) x1 wok (4 kW) x1 large (3.0 kW) Cast iron pan supports Push button ignition Flame safety device	5 Ceramic zones: x2 medium (1.7 kW) x2 small (1.2 kW) 1x dual zone (2.2 kW) Easy clean ceramic surface	4 Induction zones / 1 warming: x4 medium induction (1.4-1.85 kW) x1 warming zone (0.1 kW) Touch control Digital power display Pan & overheat detection Child lock Boost function	5 Gas burners: x2 medium (2.0 kW) x1 small (1.0 kW) x1 wok (4 kW) x1 large (3.0 kW) Cast iron pan supports Push button ignition Flame safety device	7 Gas burners: x3 medium (2.0 kW) x2 small (1.0 kW) x1 wok (4 kW) x1 large (3.0 kW) Cast iron pan supports Push button ignition Flame safety device	7 Gas burners: x3 medium (2.0 kW) x2 small (1.0 kW) x1 wok (4 kW) x1 large (3.0 kW) Cast iron pan supports Push button ignition Flame safety device	5 Ceramic zones / 1 warming: x2 medium (1.7 kW) x2 small (1.2 kW) x1 dual zone (2.2 kW) Easy clean ceramic surface	5 Induction zones: x2 small (1.2-1.4 kW) x2 medium 1.4-2.0 kW) x1 large (2.3-3.0 kW) Touch control Pan & overheat detection Child lock Boost function	5 Gas burners: x2 medium (2.0 kW) x1 small (1.0 kW) x1 wok (4 kW) x1 large (3.0 kW) Cast iron pan supports Push button ignition Flame safety device	7 Gas burners: x3 medium (2.0 kW) x2 small (1.0 kW) x1 wok (4 kW) x1 large (3.0 kW) Cast iron pan supports Push button ignition Flame safety device	5 Ceramic zones / 1 warming: x2 medium (1.7 kW) x2 small (1.2 kW) x1 dual zone (2.2 kW) Easy clean ceramic surface	5 Induction zones: x2 small (1.2-1.4 kW) x2 medium 1.4-2.0 kW) x1 large (2.3-3.0 kW) Touch control Pan & overheat detection Child lock Boost function	7 Gas burners: x3 medium (2.0 kW) x2 small (1.0 kW) x1 wok (4 kW) x1 large (3.0 kW) Cast iron pan supports Push button ignition Flame safety device	7 Gas burners: x3 medium (2.0 kW) x2 small (1.0 kW) x1 wok (4 kW) x1 large (3.0 kW) Cast iron pan supports Push button ignition Flame safety device
Cavity 1	Variable rate dual circuit electric grill & conventional oven	Variable rate dual circuit electric grill & conventional oven	Variable rate dual circuit electric grill & conventional oven	Variable rate gas grill Removable shelves	Variable rate dual circuit electric grill & conventional oven	Variable rate gas grill Removable shelves	Variable rate dual circuit electric grill & conventional oven	Variable rate dual circuit electric grill & conventional oven	Variable rate electric grill Removable shelves	Variable rate electric grill Removable shelves	Variable rate electric grill Removable shelves	Variable rate electric grill Removable shelves	Variable rate gas grill Removable shelves	Variable rate gas grill Removable shelves
Cavity 2	Fanned electric oven Programmable oven Easy clean enamel A energy rating Oven light Defrost & Slow cook function 62 actual / 58 litre usable capacity 2 shelves (5 positions) Removable shelves	Fanned electric oven Programmable oven Easy clean enamel A energy rating Oven light Defrost & Slow cook function 62 actual / 58 litre usable capacity 2 shelves (5 positions) Removable shelves	Fanned electric oven Programmable oven Easy clean enamel A energy rating Oven light Defrost & Slow cook function 62 actual / 58 litre usable capacity 2 shelves (5 positions) Removable shelves	Conventional gas oven Easy clean enamel B energy rating Oven light Slow cook function 64 actual / 48 litre usable capacity 2 shelves (5 positions) Removable shelves	Conventional electric oven Easy clean enamel A energy rating Oven light Slow cook function 64 actual / 64 litre usable capacity 2 shelves (5 positions) Removable shelves	Conventional gas oven Easy clean enamel A energy rating Oven light Slow cook function 64 actual / 48 litre usable capacity 2 shelves (5 positions) Removable shelves	Conventional electric oven Easy clean enamel A energy rating Oven light Slow cook function 64 actual / 64 litre usable capacity 2 shelves (5 positions) Removable shelves	Conventional electric oven Easy clean enamel A energy rating Oven light Slow cook function 64 actual / 64 litre usable capacity 2 shelves (5 positions) Removable shelves	Fanned electric oven Programmable oven Easy clean enamel A energy rating Oven light Defrost & Slow cook function 62 actual / 58 litre usable capacity 2 shelves (5 positions) Removable shelves	Conventional electric oven Easy clean enamel A energy rating Oven light Slow cook function 71 actual / 71 litre usable capacity 2 shelves (5 positions) Removable shelves	Conventional electric oven Easy clean enamel A energy rating Oven light Slow cook function 71 actual / 71 litre usable capacity 2 shelves (5 positions) Removable shelves	Conventional electric oven Easy clean enamel A energy rating Oven light Slow cook function 71 actual / 71 litre usable capacity 2 shelves (5 positions) Removable shelves	Conventional gas oven Easy clean enamel A energy rating Oven light Slow cook function 64 actual / 48 litre usable capacity 2 shelves (5 positions) Removable shelves	Conventional gas oven Easy clean enamel A energy rating Oven light Slow cook function 64 actual / 48 litre usable capacity 2 shelves (5 positions) Removable shelves
Cavity 3	Tall fanned electric oven Easy clean enamel A energy rating Oven light Defrost & Slow cook function 91 actual / 86 litre usable capacity 3 shelves (25 positions) Removable shelves	Tall fanned electric oven Easy clean enamel A energy rating Oven light Defrost & Slow cook function 91 actual / 86 litre usable capacity 3 shelves (25 positions) Removable shelves	Tall fanned electric oven Easy clean enamel A energy rating Oven light Defrost & Slow cook function 91 actual / 86 litre usable capacity 3 shelves (25 positions) Removable shelves	Tall fanned electric oven Easy clean enamel A energy rating Oven light Defrost & Slow cook function 91 actual / 86 litre usable capacity 3 shelves (25 positions) Removable shelves	Fanned electric oven Easy clean enamel Programmable oven A energy rating Oven light Defrost & Slow cook function 64 actual / 58 litre usable capacity 2 shelves (5 positions) Removable shelves	Conventional gas oven Easy clean enamel A energy rating Oven light 64 actual / 48 litre usable capacity 2 shelves (5 positions) Removable shelves	Fanned electric oven Easy clean enamel Programmable oven A energy rating Oven light Defrost & Slow cook function 64 actual / 58 litre usable capacity 2 shelves (5 positions) Removable shelves	Fanned electric oven Easy clean enamel A energy rating Oven light Defrost & Slow cook function 64 actual / 58 litre usable capacity 2 shelves (5 positions) Removable shelves	Tall fanned electric oven Easy clean enamel A energy rating Oven light Defrost & Slow cook function 91 actual / 86 litre usable capacity 3 shelves (25 positions) Removable shelves	Fanned electric oven Easy clean enamel Programmable oven A energy rating Oven light Defrost & Slow cook function 69 actual / 65 litre usable capacity 2 shelves (5 positions) Removable shelves	Fanned electric oven Easy clean enamel Programmable oven A energy rating Oven light Defrost & Slow cook function 69 actual / 65 litre usable capacity 2 shelves (5 positions) Removable shelves	Fanned electric oven Easy clean enamel Programmable oven A energy rating Oven light Defrost & Slow cook function 69 actual / 65 litre usable capacity 2 shelves (5 positions) Removable shelves	Conventional gas oven Easy clean enamel A energy rating Oven light 62 actual / 48 litre usable capacity 2 shelves (5 positions) Removable shelves	Conventional gas oven Easy clean enamel A energy rating Oven light 62 actual / 48 litre usable capacity 2 shelves (5 positions) Removable shelves
Cavity 4	N/A	N/A	N/A	N/A	Storage	Storage	Storage	Storage	N/A	Storage	Storage	Storage	Storage	
Timer / Programmer	LED Maxi-Clock/touch control programmer (cavity 2)	LED Maxi-Clock/touch control programmer (cavity 2)	LED Maxi-Clock/touch control programmer (cavity 2)	LED Maxi-Clock/minute minder	LED Maxi-Clock/touch control programmer (cavity 3)	LED Maxi-Clock/minute minder	LED Maxi-Clock/touch control programmer (cavity 3)	LED Maxi-Clock/touch control programmer (cavity 3)	LED Maxi-Clock/touch control programmer (cavity 2)	LED Maxi-Clock/touch control programmer (cavity 3)	LED Maxi-Clock/touch control programmer (cavity 3)	LED Maxi-Clock/minute minder	LED Maxi-Clock/minute minder	
Timer	Yes	Yes	Yes	Yes	Yes	Yes	Yes	Yes	Yes	Yes	Yes	Yes	Yes	
Fascia cooling system	Yes	Yes	Yes	Yes	Yes	Yes	Yes	Yes	Yes	Yes	Yes	Yes	Yes	
Accessories (included)														
Grill pan handle	Yes	Yes	Yes	Yes	Yes	Yes	Yes	Yes	Yes	Yes	Yes	Yes	Yes	
Grill pan/trivet	Yes	Yes	Yes	Yes	Yes	Yes	Yes	Yes	Yes	Yes	Yes	Yes	Yes	
LPG convertible	Yes	-	-	-	Yes	-	-	-	Yes	Yes	-	-	-	
LPG conversion kit (available separately)	Yes	-	-	-	Yes	-	-	-	Yes	Yes	-	-	-	
Removable Parts (for cleaning)														
Hob burners	Yes	-	-	Yes	Yes	Yes	-	-	Yes	Yes	-	Yes	Yes	
Pan supports	Yes	-	-	Yes	Yes	Yes	-	-	Yes	Yes	-	Yes	Yes	
Shelves	Yes	Yes	Yes	Yes	Yes	Yes	Yes	Yes	Yes	Yes	Yes	Yes	Yes	
Shelf runners	Yes	Yes	Yes	Yes	Yes	Yes	Yes	Yes	Yes	Yes	Yes	Yes	Yes	
Installation														
Gas type	Nat gas	-	-	Nat gas	Nat gas	Nat gas	-	-	Nat gas	Nat gas	-	Nat gas	LPG gas	
Gas inlet type	1/2" BSP female	-	-	1/2" BSP female	1/2" BSP female	1/2" BSP female	-	-	1/2" BSP female	1/2" BSP female	-	1/2" BSP female	1/2" BSP female	
Gas inlet position/ Electrical power load (kW)	Rear right	15.2	14.9	Rear right	Rear right	Rear right	14.9	14.3	Rear right	Rear right	15.4	Rear right	Rear right	
Fuse size (A)	32	32	32	13	32	13	32	32	32	32	32	13	13	
Fitted 3 pin plug	-	-	-	Yes	-	Yes	-	-	-	-	-	Yes	Yes	
Product Dimensions														
Height (mm)	900-930	900-930	900-930	900-930	900-930	900-930	900-930	900-930	900-930	900-930	900-930	900-930	900-930	
Width (mm)	900	900	900	900	1000	1000	1000	1000	900	1100	1100	1100	1100	
Depth (mm)	600	600	600	600	600	600	600	600	600	600	600	600	600	
Weight (kg)	74.25	74	71.2	75.2	84.35	82.40	90.35	88.25	83.80	87.65	94.25	87	87	
Finishes & codes														
Black	444444041	444444044	444444050	444444047	444444053	444444059	444444056	444444062	444444108	444444111	444444114	444444117	-	
Cream	444444043	444444046	444444052	444444049	444444055	444444061	444444058	444444064	444444110	444444113	444444116	444444119	-	
Hot Jalapeño	444444042	444444045	444444051	444444048	444444054	444444060	444444057	444444063	-	-	-	-	-	
Silver	-	-	-	-	-	-	-	-	444444109	444444112	444444115	444444118	444444120	

GOURMET



PRODUCT	90DFT	90E	90EI	90GT
Description	90cm dual fuel range cooker	90cm electric range cooker	90cm electric induction range cooker	90cm gas range cooker
Hob	5 Gas burners: x2 medium (2.0 kW) x1 small (1.0 kW) x1 wok (4 kW) x1 large (3.0 kW) Cast iron pan supports Push button ignition Flame safety device	5 Ceramic zones: x2 medium (1.7 kW) x2 small (1.2 kW) 1x dual zone (0.75-2.2 kW) Easy clean ceramic surface	4 Induction zones / 1 warming: x4 medium induction (1.4-1.85 kW) x1 warming zone (0.1 kW) Touch control Digital power display Pan & overheat detection Child lock Boost function	5 Gas burners: x2 medium (2.0 kW) x1 small (1.0 kW) x1 wok (4 kW) x1 large (3.0 kW) Cast iron pan supports Push button ignition Flame safety device
Cavity 1	Variable rate dual circuit electric grill & conventional oven	Variable rate dual circuit electric grill & conventional oven	Variable rate dual circuit electric grill & conventional oven	Variable rate gas grill Removable shelves
Cavity 2	Fanned electric oven Programmable oven Easy clean enamel A energy rating Oven light Defrost & Slow cook function 64 actual / 58 litre usable capacity 2 shelves (5 positions) Removable shelves	Fanned electric oven Programmable oven Easy clean enamel A energy rating Oven light Defrost & Slow cook function 62 actual / 58 litre usable capacity 2 shelves (5 positions) Removable shelves	Fanned electric oven Programmable oven Easy clean enamel A energy rating Oven light Defrost & Slow cook function 62 actual / 58 litre usable capacity 2 shelves (5 positions) Removable shelves	Conventional gas oven Easy clean enamel B energy rating Oven light 64 actual / 48 litre usable capacity 2 shelves (5 positions) Removable shelves
Cavity 3	Tall fanned electric oven Easy clean enamel A energy rating Oven light Defrost & Slow cook function 91 actual / 86 litre usable capacity 3 shelves (25 positions) Removable shelves	Tall fanned electric oven Easy clean enamel A energy rating Oven light Defrost & Slow cook function 91 actual / 86 litre usable capacity 3 shelves (25 positions) Removable shelves	Tall fanned electric oven Easy clean enamel A energy rating Oven light Defrost & Slow cook function 91 actual / 86 litre usable capacity 3 shelves (25 positions) Removable shelves	Tall fanned electric oven Easy clean enamel A energy rating Oven light Defrost & Slow cook function 91 actual / 86 litre usable capacity 3 shelves (25 positions) Removable shelves
Cavity 4	N/A	N/A	N/A	N/A
Timer / Programmer	LED Maxi-Clock/touch control programmer (cavity 2)	LED Maxi-Clock/touch control programmer (cavity 2)	LED Maxi-Clock/touch control programmer (cavity 2)	LED Maxi-Clock/minute minder
Timer	Yes	Yes	Yes	Yes
Fascia cooling system	Yes	Yes	Yes	Yes
Accessories (included)				
Grill pan handle	Yes	Yes	Yes	Yes
Grill pan/trivet	Yes	Yes	Yes	Yes
LPG convertible	Yes	-	-	-
LPG conversion kit (available separately)	Yes	-	-	-
Removable Parts (for cleaning)				
Hob burners	Yes	-	-	Yes
Pan supports	Yes	-	-	Yes
Shelves	Yes	Yes	Yes	Yes
Shelf runners	Yes	Yes	Yes	Yes
Installation				
Gas type	Nat gas	-	-	Nat gas
Gas inlet type	1/2" BSP female	-	-	1/2" BSP female
Gas inlet position/ Electrical power load (kW)	Rear right	14.4	14.1	Rear right
Fuse size (A)	32	32	32	13
Fitted 3 pin plug	-	-	-	Yes
Product Dimensions				
Height (mm)	900-930	900-930	900-930	900-930
Width (mm)	900	900	900	900
Depth (mm)	600	600	600	600
Weight (kg)	84	80	88	80
Finishes & codes				
Prof. Stainless Steel	444444065	444444066	444444068	444444067

FARMHOUSE MINI-RANGE COOKERS



PRODUCT	60DF	60E	60GT
Description	60cm dual fuel mini range cooker	60cm electric mini range cooker	60cm gas mini range cooker
Hob	4 Gas burners: (1-4 kW) 4kW wok burner Cast iron pan supports Flame safety device	4 Ceramic zones: (1.2-1.7 kW) Easy clean ceramic surface	4 Gas burners (1-4 kW) 4kW wok burner Cast iron pan supports Flame safety device
Cavity 1	Electric grill & conventional oven	Electric grill & conventional oven	Electric grill & conventional gas oven Removable shelves
Cavity 2	Fanned electric oven Easy clean enamel A energy rating Oven light Defrost & Slow cook function 69 L capacity 2 shelves (5 positions) Removable shelves	Fanned electric oven Easy clean enamel A energy rating Oven light Defrost & Slow cook function 69 L capacity 2 shelves (5 positions) Removable shelves	Conventional gas oven Easy clean enamel B energy rating Oven light Defrost function 69 L capacity 2 shelves (5 positions) Removable shelves
Cavity 3	N/A	N/A	N/A
Cavity 4	N/A	N/A	N/A
Timer / Programmer	LED Maxi-clock/touch control programmer	LED Maxi-Clock/touch control programmer	LED Maxi-Clock/cook-to-off timer
Timer	Yes	Yes	Yes (cook to off)
Fascia cooling system	-	-	-
Accessories (included)			
Grill pan handle	-	-	-
Grill pan/trivet	Yes	Yes	Yes
Integrated splashback	-	-	-
LPG convertible	-	-	-
LPG conversion kit (available separately)	-	-	-
Removable Parts (for cleaning)			
Hob burners	Yes	-	Yes
Pan supports	Yes	-	Yes
Shelves	Yes	Yes	Yes
Shelf runners	Yes	Yes	Yes
Installation			
Gas type	Nat gas	-	Nat gas
Gas inlet type	1/2" BSP female	-	1/2" BSP female
Gas inlet position/ Electrical power load (kW)	Rear right	15.2	Rear right
Fuse size (A)	32	32	13
Fitted 3 pin plug	-	-	-
Electrical connection	4.8kW	10.6kW	1.9kW
Product Dimensions			
Height (mm)	900	900	900
Width (mm)	600	600	600
Depth (mm)	600	600	600
Finishes & codes			
Black	444444714	444444711	444444717
Cream	444444713	444444710	444444716
Hot Jalapeño	444444715	444444712	444444718







50CM FREESTANDING COOKERS

55CM







60CM










PRODUCT	F550EDOC	F550EDOPC	F550EFDO	F550EET	F5G5ODO	F550GTCL	F550GDOL	F550EDOPC	F550DOTI	F5G55TCP	ENFIELD E552	F5DF60DOW	F5E60DOP
Description	50cm electric double oven with ceramic hob	50cm electric fanned double oven with ceramic hob & programmable timer	50cm electric fanned double oven with solid plate hob	50cm electric twin cavity cooker with solid plate hob	50cm gas double oven	50cm gas twin cavity cooker with glass lid	50cm gas double oven with glass lid	50cm electric fanned double oven with ceramic hob	50cm electric double oven with induction hob & programmable timer	55cm gas twin cavity with fanned gas main oven	55cm ceramic double oven	60cm dual fuel double oven	60cm electric double oven with programmable timer
Hob	4 Ceramic elements: x2 large (1.8 kW) x2 small (1.2 kW)	4 Ceramic elements: x2 large (1.8 kW) x2 small (1.2 kW) Easy clean ceramic glass surface	4 Sealed elements: x1 large (2 kW) x2 medium (1.5 kW) x1 small (1 kW)	4 Sealed elements: x1 large (2 kW) x2 medium (1.5 kW) x1 small (1 kW)	4 Gas burners: x1 large (3 kW) x2 Medium (2 kW) x1 Small (1 kW) Gloss enamel pan supports	4 Gas burners: x1 large (3 kW) x2 Medium (2 kW) x1 Small (1 kW) Gloss enamel pan supports Glass lid with auto shut off	4 Gas burners: x1 large (3 kW) x2 Medium (1.75 kW) x1 Small (1 kW) Gloss enamel pan supports Glass lid with auto shut off	4 Ceramic elements: x2 large (1.8 kW) x2 small (1.2 kW) Easy clean ceramic glass surface	4 Induction zones: x2 Large (1.4 - 1.8 kW with power boost) x2 Small (1.4 - 1.8 kW with power boost) Touch control Pan & overheat detection Child lock Boost function	4 Gas burners: x1 large (4 kW) x2 Medium (2 kW) x1 Small (1 kW) Cast iron pan supports Glass lid with auto shut off	4 Ceramic elements: x2 Large (1.7 kW) x2 Small (1.2 kW) Easy clean ceramic glass surface	4 Gas burners: x2 medium (2.0 kW) x1 small (1.0 kW) x1 large wok burner (4.0 kW) Cast iron pan supports Flame safety device Glass lid with auto shut off	4 Ceramic elements: x2 large (1.7 kW) x2 small (1.2 kW) Easy clean ceramic glass surface
Cavity 1	Conventional electric oven Fixed rate electric grill (1.5 kW) 37 litre capacity 1 shelf (2 positions) Easy clean enamel Drop down glass door B energy rating	Conventional electric oven Fixed rate grill (1.5 kW) 37 litre capacity 1 shelf (2 positions) Drop down glass door B energy rating	Conventional electric oven Fixed rate grill (1.5 kW) 37 litre capacity 1 shelf (2 positions) Drop down glass door B energy rating	Variable electric grill (1.6 kW) 37 litre capacity 1 shelf (2 positions) Drop down glass door	Conventional gas oven Fixed rate electric grill (1.7 kW) 39 litre capacity 1 shelf (2 positions) A energy rating Drop down glass door	Variable rate gas grill (1.6 kW) 37 litre capacity 1 shelf (2 positions) A energy rating Drop down glass door	Conventional gas oven Variable rate gas grill (2kW) 37 litre capacity 1 shelf (2 positions) Drop down glass door Easy clean enamel B energy rating	Conventional electric oven Fixed rate dual circuit electric grill (1.9 kW) 37 litre capacity 1 shelf (2 positions) Drop down glass door B energy rating	Conventional electric oven Fixed rate dual circuit electric grill (1.9 kW) 37 litre capacity 1 shelf (2 positions) Drop down glass door B energy rating	Variable rate gas grill (2kW) 39 litre capacity 1 shelf (2 positions) Drop down glass door Easy clean enamel A energy rating	Conventional electric oven Fixed rate dual circuit electric grill (1.7 kW) 39 litre capacity 1 shelf (2 positions) Easy clean enamel A energy rating	Conventional electric oven Variable rate dual circuit electric grill (0.6/1.7/2.7 kW) 1 shelf (2 positions) Easy clean enamel A energy rating	Conventional electric oven Variable rate dual circuit electric grill (1.7 kW) 39 litre capacity 1 shelf (2 positions) Drop down glass door Easy clean enamel A energy rating
Cavity 2	Conventional electric oven Easy clean enamel A energy rating 62 litre capacity 2 shelves (5 positions) Removable shelves Left hand door opening	Fanned electric oven Easy clean enamel A energy rating 57 litre capacity 2 shelves (5 positions) Removable shelves Left hand door opening	Fanned electric oven Easy clean enamel A energy rating 57 litre capacity 2 shelves (5 positions) Removable shelves Left hand door opening	Conventional electric oven Easy clean enamel A energy rating 62 litre capacity 2 shelves (5 positions) Removable shelves Left hand door opening	Conventional gas oven Easy clean enamel B energy rating 62 litre capacity Removable shelves Oven light	Conventional gas oven Easy clean enamel A energy rating 62 litre capacity Removable shelves Oven light	Conventional gas oven Easy clean enamel A energy rating 62 litre capacity Removable shelves Oven light	Fanned electric oven Easy clean enamel A energy rating 57 litre capacity 2 shelves (5 positions) Removable shelves Left hand door opening Oven light	Fanned electric oven Easy clean enamel A energy rating 62 litre capacity 2 shelves (5 positions) Removable shelves Left hand door opening Defrost function Oven light	Conventional or fanned gas oven Easy clean enamel A energy rating 69 litre capacity Removable shelves Oven light	Fanned electric oven Easy clean enamel A energy rating 69 litre capacity Removable shelves Oven light	Fanned electric oven Easy clean enamel A energy rating 69 litre capacity Removable shelves Oven light	Fanned electric oven Easy clean enamel A energy rating 69 litre capacity 2 shelves (5 positions) Removable shelves Side-opener glass door Defrost function
General													
Fuel	Electric	Electric	Electric	Electric	Gas	Gas	Gas	Electric	Electric	Gas	Electric	Dual fuel	Electric
Timer	-	Programmable timer	-	-	-	-	-	-	Programmable timer	-	-	-	Programmable timer
Adjustable feet	Yes	Yes	Yes	Yes	Yes	Yes	Yes	Yes	Yes	Yes	Yes	Yes	Yes
Fascia cooling system	-	-	-	-	-	-	-	-	-	-	-	-	-
Accessories (included)													
Grill pan Handle	Yes	Yes	Yes	Yes	Yes	Yes	Yes	Yes	Yes	Yes	Yes	Yes	-
Grill pan/Trivet	Yes	Yes	Yes	Yes	Yes	Yes	Yes	Yes	Yes	Yes	Yes	Yes	Yes
Roasting tin	-	-	-	-	-	-	-	-	-	-	-	-	-
LPG convertible	-	-	-	-	-	-	Yes	-	-	-	-	Yes	-
LPG conversion kit (available separately)	-	-	-	-	-	-	Yes	-	-	-	-	Yes	-
Removable Parts (for cleaning)													
Hob Burners	-	-	-	-	Yes	Yes	Yes	-	-	Yes	-	Yes	-
Pan Supports	-	-	-	-	Yes	Yes	Yes	-	-	Yes	-	Yes	-
Inner door	-	-	-	-	Yes	Yes	Yes	Yes	Yes	Yes	Yes	-	Yes
Shelves	Yes	Yes	Yes	Yes	Yes	Yes	Yes	Yes	Yes	Yes	Yes	Yes	Yes
Installation													
Gas type	-	-	-	-	Nat gas	Nat gas	Nat gas	-	-	Nat gas	-	Nat gas	-
Gas inlet type	-	-	-	-	-	-	-	-	-	-	-	-	-
Gas inlet position	-	-	-	-	Right rear	Right rear	Right rear	-	-	Right rear	-	Right rear	-
Electrical connection	Fixed wiring	Fixed wiring	Fixed wiring	Fixed wiring	3 pin plug	3 pin plug	3 pin plug	Fixed wiring	Fixed wiring	3 pin plug	Fixed wiring	Fixed wiring	Fixed wiring
Terminal block position	Centre of rear panel	Centre of rear panel	Centre of rear panel	Centre of rear panel	Centre of rear panel	Bottom LH rear	Bottom LH rear	Centre of rear panel	Bottom of rear panel	Centre of rear panel	Centre of rear panel	Centre right of rear panel	Centre of rear panel
Power Supply	240V	240V	240V	240V	240V	240V	240V	240V	240V	240V	240V	240V	240V
Fuse size (A)	43	43	45	43	13	13	13	43	45	13	32	32	32
Fitted 3 pin plug	-	-	-	-	Yes	Yes	Yes	-	-	Yes	-	-	-
Product Dimensions													
Height (mm)	900-915	900-915	900-915	900-915	900-915	900-915	900-915	900	900	900-930	900-915	915-930	915-930
Width (mm)	500	500	500	500	500	500	500	500	500	550	550	600	600
Depth (mm)	600	600	600	600	600	600	600	600	600	600	600	600	602
Weight (kg)	42.3	42.3	42.7	42.7	41	47	47	42.3	42.3	54	54	53	53
Finishes & codes													
Black	444443928	-	444443925	444443921	-	444443999	444444002	444443930	-	444442712	-	444442723	444449574
White	444443927	-	444443923	444443920	-	444443998	444444001	444443929	-	444442713	444449199	-	444449573
Stainless Steel	-	-	444443924	-	-	444444000	-	-	444444764	444442711	-	444442722	444449572
Silver	-	444443931	444443926	444443922	444441190	-	-	-	-	-	444449200	-	-














60CM FREESTANDING COOKERS







						
PRODUCT	FSE60MFTI	FSG60DOF	FSG60DOP	FSG60TC	FSE60DOTI	FSE60MF
Description	60cm electric multifunction double oven with touch control induction hob	60cm gas double oven with fanned gas main oven & programmable timer	60cm gas double oven with cook-to-off programmable timer	60cm gas twin cavity cooker with minute minder	60cm electric double oven with touch control induction hob & timer	60cm electric multifunction double oven with programmable timer & dual grill
Hob	4 Induction zones: x2 Large (1.4 - 1.85 kW with power boost) x2 Small (1.4 - 1.85 kW with power boost) Touch control Pan & overheat detection Child lock Boost function	4 Gas burners: x2 medium (2.0 kW) x1 small (1.0 kW) x1 large wok burner (4.0 kW) Cast iron pan supports Push button ignition Flame safety device Glass lid with auto shut off	4 Gas burners: x2 medium (2.0 kW) x1 large (3.0 kW) Gloss enamel pan supports Push button ignition Flame safety device Glass lid with auto shut off	4 Gas burners: x2 medium (2.0 kW) x1 small (1.0 kW) x1 large (3.0 kW) Gloss enamel pan supports Push button ignition Flame safety device	4 Induction zones: x2 Large (1.4 - 1.85 kW with power boost) x2 Small (1.4 - 1.85 kW with power boost) Touch control Pan & overheat detection Boost function Child lock	4 Ceramic elements: x1 Large (1.7 kW) x2 Small (1.2 kW) x1 Large dual (0.7 - 1.7 kW) Easy clean enamel
Cavity 1	Conventional electric oven Variable rate dual circuit electric grill (0.6/1.7/2.7 kW) 39 litre capacity 1 shelf (2 positions) Drop down glass door Easy clean enamel A energy rating	Conventional gas oven Fixed rate electric grill (1.5 kW) 39 litre capacity 1 shelf (5 positions) Drop down glass door Easy clean enamel A energy rating	Conventional gas oven Fixed rate electric grill (1.5 kW) 39 litre capacity 1 shelf (5 positions) Drop down glass door Easy clean enamel A energy rating	Variable gas grill (2 kW) 39 litre capacity 1 shelf (2 positions) Drop down glass door Easy clean enamel A energy rating	Conventional electric oven Variable rate dual circuit electric grill (0.6/1.7/2.7 kW) 39 litre capacity 1 shelf (2 positions) Drop down glass door Easy clean enamel A energy rating	Conventional electric oven Variable rate dual circuit electric grill (0.6/1.7/2.7 kW) 39 litre capacity 1 shelf (5 positions) Drop down glass door Easy clean enamel A energy rating
Cavity 2	Multifunction electric oven Easy clean enamel A energy rating Defrost function Oven light 69 litre capacity 2 shelves (5 positions) Removable shelves Side-opener glass door 9 oven functions	Fanned or conventional gas oven Easy clean enamel Oven light 69 litre capacity 2 shelves (5 positions) Removable shelves Side-opener glass door A energy rating	Conventional gas oven Easy clean enamel Oven light 69 litre capacity 2 shelves (5 positions) Removable shelves Side-opener glass door A energy rating	Conventional gas oven Easy clean enamel Oven light 69 litre capacity 2 shelves (5 positions) Removable shelves Side-opener glass door A energy rating	Fanned electric oven Easy clean enamel A energy rating Oven light 69 litre capacity 2 shelves (5 positions) Removable shelves Side-opener glass door Defrost function	Multifunction electric oven Programmable timer 9 oven functions (2 kW) Defrost function Intensive bake feature Base heat with & without fan Pizza function Grill with fan A energy rating 69 litre capacity 2 shelves (5 positions)
General						
Fuel	Electric	Gas	Gas	Electric	Electric	Electric
Timer	Programmable timer	Cook to off timer & minute minder	Programmable timer	Minute minder	Minute minder	Programmable timer
Adjustable feet	Yes	Yes	Yes	Yes	Yes	Yes
Fascia cooling system	Yes	Yes	Yes	Yes	Yes	Yes
Accessories (included)						
Grill pan/Handle	-	-	-	-	-	-
Grill pan/Trivet	Yes	Yes	Yes	Yes	Yes	Yes
Roasting tin	-	-	-	-	-	-
LPG convertible	-	-	-	-	-	-
LPG conversion kit (available separately)	-	-	-	-	-	-
Removable Parts (for cleaning)						
Hob Burners	-	Yes	Yes	Yes	-	-
Pan Supports	-	Yes	Yes	Yes	-	-
Inner door	Yes	Yes	Yes	Yes	Yes	Yes
Shelves	Yes	Yes	Yes	Yes	Yes	Yes
Installation						
Gas type	-	Nat gas	Nat gas	Nat gas	-	-
Gas inlet type	-	1/2" BSP female	1/2" BSP female	1/2" BSP female	-	-
Gas inlet position	-	Rear right	Rear right	Rear right	-	-
Electrical connection	Fixed wiring	-	-	-	Fixed wiring	Fixed wiring
Terminal block position	Left of rear panel	Centre of rear panel	Centre of rear panel	Centre of rear panel	Left of rear panel	Centre of rear panel
Power Supply	240V	240V	240V	240V	240V	240V
Fuse size (A)	32A	13 A	13 A	13 A	32	32
Fitted 3 pin plug	-	Yes	Yes	Yes	-	-
Product Dimensions						
Height (mm)	900-915	915-930	915-930	915-930	900-915	915-930
Width (mm)	600	600	600	600	600	600
Depth (mm)	600	600	600	600	600	600
Weight (kg)	53	53	53	53	53	53
Finishes & codes						
Black	-	44442715	444449569	444449564	-	444449576
White	444443703	444442716	444449568	-	-	-
Stainless Steel	444443702	444442714	444449567	444449563	444443704	444449575

60CM BUILT-IN OVENS




						
PRODUCT	BI60FV MK2	BI60F	BI60FP	BI60MF	BI60EFR	BI60G
Description	60cm built-in electric single fan oven	60cm built-in electric single fanned oven with minute minder	60cm built-in electric single oven with programmable timer	60cm built-in electric single multifunction oven with programmable timer	60cm built-in electric single multifunction oven with programmable touch timer	60cm built-in gas single oven with minute minder
Cavity 1 (Top grill/oven & grill)	Fanned electric oven Variable electric grill (1.85 kW) 69 litre capacity Easy clean enamel 2 shelves (5 positions) A energy rating	Fanned electric oven Variable electric grill (1.85 kW) 69 litre capacity Easy clean enamel 2 shelves (5 positions) A energy rating	Fanned electric oven Variable electric grill (1.85 kW) 69 litre capacity Easy clean enamel 2 shelves (5 positions) A energy rating	Fanned electric oven Variable electric grill (1.8 kW) 69 litre capacity 9 oven functions Defrost function Intensive bake Easy clean enamel A energy rating	Fanned electric multifunction oven Variable electric grill (1.8 kW) Fanned grill 69 litre capacity 8 oven functions Defrost function Oven light Slow cook Bread proving Keep warm Easy clean enamel A energy rating	Conventional gas oven Fixed rate electric grill (1.8 kW) 69 litre capacity 2 shelves (5 positions) Auto ignition Flame safety device A energy rating
Cavity 2 (Bottom oven)	N/A	N/A	N/A	N/A	N/A	N/A
General						
Fuel	Electric	Electric	Electric	Electric	Electric	Gas
Timer	-	Minute minder	Programmable timer	Programmable timer	Programmable touch timer	Minute minder
Fascia cooling system	-	-	Yes	Yes	-	Yes
Accessories (included)						
Grill pan/trivet	Yes	Yes	Yes	Yes	Yes	Yes
Cookpot/trivet	-	-	-	-	-	-
Handle	-	-	-	-	-	-
Roasting tin	-	-	-	-	-	-
LPG convertible	-	-	-	-	-	-
LPG conversion kit (available separately)	-	-	-	-	-	-
Removable Parts (for cleaning)						
Inner door	Yes	Yes	Yes	Yes	Yes	Yes
Shelves	Yes	Yes	Yes	Yes	Yes	Yes
Shelf runners	Yes	Yes	Yes	Yes	Yes	Yes
Installation						
Gas type	-	-	-	-	-	Nat gas
Gas inlet type	-	-	-	-	-	1.2 inch BSP female
Gas inlet position	-	-	-	-	-	Rear right
Electrical connection	Fixed wiring	Fixed wiring	Fixed wiring	Fixed wiring	Fixed wiring	-
Terminal block position	Rear left	Rear left	Rear left	Rear left	Rear left	-
Max load	1905	1905	1905	2075	1905	1735
Fuse size (A)	13 A	13 A	13 A	13 A	13 A	13 A
Fitted 3 pin plug	-	-	-	-	-	-
Product Dimensions						
Height (mm)	585	585	585	585	585	585
Width (mm)	595	595	595	595	595	595
Depth (mm)	550	550	550	550	550	550
Weight (kg)	26.8	24.6	26.8	26.8	24.1	27.1
Finishes & codes						
Black	-	444449579	444449582	444449585	-	-
White	-	-	-	-	-	-
Stainless Steel	444443790	444449578	444449581	444449584	444443723	444443723

	70CM					90CM				
										
PRODUCT	BI70F	BI70FP	BI70G	BI70LPG	BI70MLPG	BI90F	BI90FP	BI90MF	BI90EFR	BI90G
Description	70cm built-under electric oven with minute minder	70cm built-under electric oven with programmable timer	70cm built-under gas double oven with cook-to-off timer	70cm built-under LPG twin cavity oven	70cm built-under LPG twin cavity oven with cook-to-off timer	90cm built-in electric double oven with minute minder	90cm built-in double oven with programmable timer	90cm built-in electric double multifunction oven with programmable timer	90cm built-in electric double multifunction oven with programmable touch timer	90cm built-in gas double oven with cook-to-off timer
Cavity 1 (Top grill/oven & grill)	Conventional electric oven Fixed rate electric grill (1.8 kW) 39 litre capacity 1 shelf (2 positions) Easy clean enamel B energy rating	Conventional electric oven Fixed rate dual circuit electric grill (1.8 kW) 39 litre capacity 1 shelf (2 positions) Easy clean enamel B energy rating	Conventional gas oven Fixed rate electric grill (1.8 kW) 39 litre capacity 1 shelf (2 positions) A energy rating	Variable rate gas grill (2.4 kW) 39 litre capacity Easy clean enamel 1 shelf (2 positions)	Variable rate gas grill (2.4 kW) 39 litre capacity Easy clean enamel 1 shelf (2 positions)	Conventional electric oven Fixed rate dual circuit electric grill (2.7 kW) 39 litre capacity 1 shelf (2 positions) Removable shelves B energy rating	Conventional electric oven Variable rate dual circuit electric grill (2.7 kW) 39 litre capacity 1 shelf (2 positions) Removable shelves B energy rating	Conventional electric oven Variable rate dual circuit electric grill (2.7 kW) 39 litre capacity 1 shelf (2 positions) B energy rating	Conventional electric oven Variable rate dual circuit electric grill (2.7 kW) 39 litre capacity 1 shelf (2 positions) B energy rating	Conventional gas oven Fixed rate electric grill (1.8 kW) 39 litre capacity 1 shelf (2 positions) A energy rating
Cavity 2 (Bottom oven)	Fanned electric oven 59 litre capacity Defrost function 2 shelves (5 positions) Easy clean enamel A energy rating	Fanned electric oven Fixed rate electric grill (1.8 kW) 59 litre capacity Defrost function Easy clean enamel 2 shelves (5 positions) A energy rating	Conventional gas oven 59 litre capacity Easy clean enamel 2 shelves (5 positions) Auto ignition Flame safety device A energy rating	Conventional gas oven 59 litre capacity Easy clean enamel 2 shelves (5 positions) Auto ignition Flame safety device B energy rating	Conventional gas oven 59 litre capacity Easy clean enamel 2 shelves (5 positions) Auto ignition Flame safety device B energy rating	Fanned electric oven 69 litre capacity Defrost function 2 shelves (5 positions) Easy clean enamel A energy rating	Fanned electric oven 69 litre capacity Defrost function 2 shelves (5 positions) Easy clean enamel A energy rating	Electric multifunction oven Fixed rate electric grill (1.8 kW) 69 litre capacity 9 oven functions Defrost function intensive bake feature Fanned & conventional oven functions 2 shelves (5 positions) Oven light Removable shelves A energy rating	Electric multifunction oven Variable rate electric grill (1.8 kW) Fanned Grill 69 litre capacity 8 oven functions Defrost function Fanned & conventional oven functions 2 shelves (5 positions) Oven light Bread proving Keep warm Slow cook A energy rating	Conventional gas oven 69 litre capacity 2 shelves (5 positions) Easy clean enamel Auto ignition Flame safety device A energy rating
General										
Fuel	Electric	Electric	Gas	LPG	LPG	Electric	Electric	Electric	Electric	Gas
Timer	Minute minder	Programmable timer	Cook-to-off	-	Cook-to-off	Minute minder	Programmable timer	Programmable timer	Programmable touch timer	Cook-to-off timer
Fascia cooling system	Yes	Yes	Yes	Yes	Yes	Yes	Yes	Yes	-	-
Accessories (included)										
Grill pan/trivet	Yes	Yes	Yes	Yes	Yes	Yes	Yes	Yes	Yes	Yes
Cookpot/trivet	-	-	-	-	-	-	-	-	-	-
Handle	-	-	-	-	-	-	-	-	-	-
Roasting tin	-	-	-	-	-	-	-	-	-	-
LPG convertible	-	-	-	-	-	-	-	-	-	-
LPG conversion kit (available seperately)	-	-	-	-	-	-	-	-	-	-
Removable Parts (for cleaning)										
Inner door	Yes	Yes	Yes	Yes	Yes	Yes	Yes	Yes	Yes	Yes
Shelves	Yes	Yes	Yes	Yes	Yes	Yes	Yes	Yes	Yes	Yes
Shelf runners	Yes	Yes	Yes	Yes	Yes	Yes	Yes	Yes	Yes	Yes
Installation										
Gas type	-	-	Nat gas	LPG Gas	LPG Gas	-	-	-	-	Nat gas
Gas inlet type	-	-	1.2 inch BSP female	1/2 inch BSP female	1/2 inch BSP female	-	-	-	-	1/2 inch BSP female
Gas inlet position	-	-	Rear right	Rear right	Rear right	-	-	-	-	Rear right
Electrical connection	Fixed wiring	Fixed wiring	-	Mains lead	-	Fixed wiring	Fixed wiring	Fixed wiring	Fixed wiring	Mains lead
Terminal block position	Rear right	Rear right	-	-	-	Rear right	Rear right	Rear right	Rear right	-
Max load	4490	4515	1760	35	35	4515	4515	4685	1490	1760
Fuse size (A)	32	32	13	13	13	32	32	32	32	13
Fitted 3 pin plug	-	-	-	-	-	-	-	-	-	-
Product Dimensions										
Height (mm)	703	703	703	703	703	885	885	885	885	885
Width (mm)	595	595	595	595	595	595	595	595	595	595
Depth (mm)	550	550	550	550	550	550	550	550	550	550
Weight (kg)	41.8	41.8	40.9	41.9	44	50	50	50	46.7	40.6
Finishes & codes										
Black	-	444449588	-	-	-	-	444449591	444449594	-	-
White	-	-	-	-	-	-	-	-	-	-
Stainless Steel	444449619	444449587	444449597	444441106	444441105	444449620	444449590	444449593	444443724	444449598

	GAS - 60CM		70CM				CERAMIC - 60CM						70CM
													
PRODUCT	GHU60GE MK2	GHU60GE LPG	GHU60GC MK2	GHU60TGC LPG	GHU70GC LPG	GHU70GC MK2	GHU70TGC LPG	CH60RV MK2	CH60RX	CH60T	CT601	CH60TX	CH70TX
Description	60cm gas hob with enamel pan supports	60cm LPG hob with gloss enamel supports	60cm gas hob with cast iron pan supports	60cm LPG hob with cast iron pan supports	70cm LPG hob with cast iron pan supports	70cm gas hob with cast iron pan supports	70cm LPG hob with cast iron pan supports	60cm ceramic hob with rotary controls	60cm ceramic hob with rotary controls	60cm ceramic hob with touch controls	60cm ceramic hob with touch controls	60cm ceramic hob with touch controls	70cm ceramic hob with touch controls
Hob	4 Gas burners: x1 small (1 kW) x2 medium (2 kW) x1 large (3 kW) Gloss enamel pan supports Auto ignition Flame safety device Side rotary controls	4 Gas burners: x1 small (1 kW) x2 medium (2 kW) x1 large (3 kW) Gloss enamel pan supports Auto ignition Flame safety device Side rotary controls	4 Gas burners: x1 small (1 kW) x2 medium (2 kW) x1 large (3 kW) Cast iron pan supports Auto ignition Flame safety device Front rotary controls	4 Gas burners: x1 small (1 kW) x2 medium (2 kW) x1 large (3 kW) Cast iron pan supports Auto ignition Flame safety device Front rotary controls	5 Gas burners: x1 small (1 kW) x2 medium (2 kW) x1 large (3 kW) x1 wok burner (3.5 kW) Cast iron pan supports Auto ignition Flame safety device Front rotary controls	5 Gas burners: x1 small (1 kW) x2 medium (2 kW) x1 large (3 kW) x1 wok burner (3.5 kW) Cast iron pan supports Auto ignition Flame safety device Front rotary controls	5 Gas burners: x1 small (1 kW) x2 medium (2 kW) x1 large (3 kW) x1 wok burner (3.5 kW) Cast iron pan supports Auto ignition Flame safety device Front rotary controls	4 Ceramic elements: x2 Small (1.2 kW) x2 Large (1.7 kW) Side rotary controls 6 power settings Easy clean glass ceramic surface	4 Ceramic elements: x2 small (1.2 kW) x1 medium (1.7 kW) x1 large (2.1 kW) Easy clean ceramic glass surface Side rotary control Hob hot light 6 power settings	4 Ceramic elements: x2 small (1.2 kW) x2 large (1.8 kW) Easy clean ceramic glass surface Touch controls Digital display Granite finish Central on/off key Child lock Auto heat up & standby Hot hob light 9 power settings	4 Ceramic elements: x2 small (1.2 kW) x2 large (1.8 & 2.1 kW) Easy clean ceramic glass surface Touch controls Digital display Central on/off key Child lock Timer Auto heat up & standby 9 power settings	4 Ceramic elements: x2 small (1.2 kW) x1 medium (1.8 kW) x1 large (2.1 kW) Easy clean ceramic glass surface Touch controls Digital display Central on/off key Child lock Timer Hot hob light Auto heat up & shutdown	4 Ceramic elements: x2 small (1.2 kW) x1 medium (1.8 kW) x1 large (dual 0.7 - 2.2 kW) Easy clean ceramic glass surface Touch controls Digital display Central on/off key Child lock Timer Hot hob light Auto heat up & shutdown
Removable parts for cleaning													
Hob burners	Yes	Yes	Yes	Yes	Yes	Yes	Yes	-	-	-	-	-	-
Pan supports	Yes	Yes	Yes	Yes	Yes	Yes	Yes	-	-	-	-	-	-
Installation													
Gas type	Nat gas	LPG	Nat gas	LPG	LPG	Nat gas	LPG	-	-	-	-	-	-
Gas inlet type	1/2" female	1/2" female	1/2" female	1/2" female	1/2" female	1/2" female	1/2" female	-	-	-	-	-	-
Gas inlet position	Rear right	Rear right	Rear right	Rear right	Rear right	Rear right	Rear right	-	-	-	-	-	-
Electrical connection	-	-	-	-	-	-	-	Fixed wiring	Fixed wiring	Fixed wiring	Fixed wiring	Fixed wiring	Fixed wiring
Terminal block position	-	-	-	-	-	-	-	Rear centre	Rear centre	Rear centre	Rear centre	Rear centre	Rear centre
Power supply	-	-	-	-	-	-	-	240v	240v	240v	240v	240v	240v
Fuse size	32 A	32 A	32 A	32 A	32 A	32 A	32 A	32 A	32 A	32 A	32 A	32 A	32 A
Fitted 3 pin plug													
Product dimensions													
Width (mm)	580	580	580	580	680	680	680	590	590	590	590	590	680
Depth (mm)	510	510	510	510	510	510	510	520	520	520	520	520	504
Depth below worktop (mm)													
Weight (kg)	7.2	7.2	7.2	7.2	11.1	10.6	11.7	7	7	7	7	7	8
Finishes & codes													
Black	444449468	-	444449499	444440671	-	444449505	444440672	444443791	444441158	444441163 (Granite)	444443883	444441165	444441170
White	-	-	-	-	-	-	-	-	-	-	-	-	-
Stainless Steel	444449465	444441104	444449498	444440670	444441103	444449504	444440673	-	-	-	-	-	-

	77CM	90CM	INDUCTION - 60CM			
						
PRODUCT	CH77TC	CH90TX	IM60R	IMT60	IMT613	IMF64T
Description	77cm ceramic hob with touch controls	90cm ceramic hob with touch controls	60cm Induction hob with rotary controls	60cm Induction hob with touch controls	60cm Induction hob with touch controls	60cm induction hob with Link+ technology
Hob	5 ceramic elements: x2 small (1.2 kW) x2 medium (1.8 kW) x1 large (dual 0.7 - 2.2 kW) Easy clean ceramic glass surface Touch controls Digital display Central on/off key Child lock Timer Hot hob light Residual heat indicators Auto heat up & shutdown 9 power settings	4 Ceramic elements: x2 small (1.2 kW) x1 medium (1.8 kW) x1 large (dual 0.7 - 2.2 kW) Easy clean ceramic glass surface Touch controls Digital display Central on/off key Child lock Timer Hot hob light Auto heat up & shutdown	4 zone Induction: x2 small (1.2 - 1.6 kW) x2 large (1.5 - 2 kW) Easy clean ceramic glass surface Side rotary control Auto shutdown Boost function Residual heat indicators Pan detection Pan overheat sensor 9 power settings	4 zone Induction: x4 (1.4 - 1.85 kW) Easy clean ceramic glass surface Touch controls Digital display Central on/off key Child lock Digital timer Auto shutdown Boost function Residual heat indicators Pan detection Pan overheat sensor 9 power settings	4 zone Induction: x4 (1.2 - 1.4 kW) Easy clean ceramic glass surface Touch controls Digital display Central on/off key Child lock Digital timer Auto shutdown Boost function Residual heat indicators Pan detection Pan overheat sensor 9 power settings 13amp supplied with plug	4 Link+ Induction zones Heat booster Automatic pan detection Anti over heat detection Automatic pot/zone detection Link+ function Digital power display Touch control Hob hot light Easy clean ceramic glass surface Child lock Boost function Griddle function Digital timer Pause and recall Power slider Residual heat indicator
Removable parts for cleaning						
Hob burners	-	-	-	-	-	-
Pan supports	-	-	-	-	-	-
Installation						
Gas type	-	-	-	-	-	-
Gas inlet type	-	-	-	-	-	-
Gas inlet position	-	-	-	-	-	-
Electrical connection	Fixed wiring	Fixed wiring	Fixed wiring	Fixed wiring	Supply cord	Fixed wiring
Terminal block position	Rear centre	Rear centre	Rear right	Rear right	-	Rear right
Power supply	240v	240v	240v	240v	240v	220-240v
Fuse size (A)	32	32	32	32	13	32
Fitted 3 pin plug	-	-	-	-	Yes	-
Product dimensions						
Width (mm)	770	890	580	580	590	680
Depth (mm)	520	400	510	510	520	560
Depth below worktop (mm)	-	-	-	-	-	-
Weight (kg)	10.7	8	9	8	7	11
Finishes & codes						
Black	444443063	444441174	444440538	444443433	444443725	444443933
White	-	-	-	-	-	-
Stainless Steel	-	-	-	-	-	-

90CM	
	
IMF90	
90cm induction hob with Link+ technology	
5 Link+ Induction zones Heat booster Automatic pan detection Anti over heat detection Automatic pot/zone detection Link+ function Keep warm function Digital power display Touch control Easy clean ceramic glass surface Child lock Boost function Griddle function Digital timer Pause and recall Power slider Residual heat indicator	
Extraction	
Min extraction rate (m3/h)	161
Max extraction rate (m3/h)	436
Motor rating (W)	130
Max noise level (dBa)	66
Noise level with boost	-
Energy	
Annual energy consumption (kWh/a)	107.1
Energy efficiency class	E
Fluid dynamic efficiency	9.8
Fluid dynamic efficiency class	E
Lighting efficiency class	G
Grease filtering efficiency class	D
Installation	
Position of ducting outlet	Top
Ducting kit diameter (mm)	120/150
Fuse size (A)	3
Product dimensions	
Height (excl chimney where fitted) (mm)	190
Width (mm)	600
Depth (mm)	485
Weight (Kg)	6.8
Chimney height (incl hood) (mm)	560/905
Chimney width (mm)	250
Chimney depth (mm)	183
Min height above hob (mm)	650
Finishes & codes	
Stainless Steel	444441226
Black	444441227
Cream	-
Hot Jalapeño	-
Silver	-
White	-

	60CM HOODS			
				
PRODUCT	60CHIM	60VH	60 K-LINE	600 CGH
Description	60cm chimney hood	60cm integrated visor hood	60cm designer hood	60cm wide curved glass hood
Hood overview	3 fan speeds 2 lights Push button controls 1 grease filter Extendable chimney section	3 fan speeds 1 light 1 acrylic filter Slider controls	3 fan speeds & booster 2 halogen lights Illuminated push button controls 1 grease filter Extendable chimney section	3 fan speeds 2 halogen lights Push button controls 1 grease filter
Extraction				
Min extraction rate (m3/h)	161	100	210	208
Max extraction rate (m3/h)	436	200	465	328
Motor rating (W)	130	100	250	150
Max noise level (dBa)	66	63	58	49
Noise level with boost	-	-	61	-
Energy				
Annual energy consumption (kWh/a)	107.1	72.4	103.2	104.9
Energy efficiency class	E	D	D	E
Fluid dynamic efficiency	9.8	5.1	16.7	5.8
Fluid dynamic efficiency class	E	F	D	F
Lighting efficiency class	G	G	F	F
Grease filtering efficiency class	D	C	F	D
Installation				
Position of ducting outlet	Top	Top	Top	Top
Ducting kit diameter (mm)	120/150	150/120	150/120	150/120
Fuse size (A)	3	3	3	3
Product dimensions				
Height (excl chimney where fitted) (mm)	190	150	505	100
Width (mm)	600	600	600	600
Depth (mm)	485	395/520	337	490
Weight (Kg)	6.8	6.30	13.5	13
Chimney height (incl hood) (mm)	560/905	-	930-1360	535-965
Chimney width (mm)	250	-	318	318
Chimney depth (mm)	183	-	259	259
Min height above hob (mm)	650	-	650	650
Finishes & codes				
Stainless Steel	444441226	-	444441229	-
Black	444441227	-	-	444443284
Cream	-	-	-	-
Hot Jalapeño	-	-	-	-
Silver	-	444441224	-	-
White	-	444441223	-	-

	60CM		70CM		90CM		100CM		110CM		
PRODUCT	UIH60	600CGH	70CHIM	700 CGH	900CGH	CLASSIC/DB 90CHIM	90DB FLAT	CLASSIC/DB 100CHIM	100DB FLAT	CLASSIC/DB 110CHIM	110DB FLAT
Description	60cm integrated hood	60cm curved glass hood	70cm chimney hood	70cm curved glass hood	90cm curved glass hood	90cm classic chimney hood	90cm flat designer hood	100cm classic chimney hood	100cm flat designer hood	110cm classic chimney hood	110cm flat designer hood
Hood overview	3 fan speeds 1 halogen light Slider control 1 acrylic grease filter	3 fan speeds 2 halogen lights Push button controls 1 grease filter	3 fan speeds 2 lights Push button controls 2 grease filters	3 fan speeds 2 halogen lights Push button controls 1 grease filter	3 fan speeds 2 halogen lights Push button controls 1 grease filter	3 fan speeds 2 LED spot lights Push button controls 3 grease filters	3 fan speeds 2 LED spot lights Push button controls 3 Aluminium grease filters Extendable chimney section	3 fan speeds 2 LED spot lights Push button controls 3 Aluminium grease filters Extendable chimney section	3 fan speeds 2 LED spot lights Push button controls 3 Aluminium grease filters Extendable chimney section	3 fan speeds 2 LED spot lights Push button controls 3 Aluminium grease filters Extendable chimney section	3 fan speeds 2 LED spot lights Push button controls 3 Aluminium grease filters Extendable chimney section
Extraction											
Min extraction rate (m3/h)	105	208	212	208	208	311.2	305	311.2	305	311.2	305
Max extraction rate (m3/h)	220	328	355	328	328	512.1	480	512.1	480	512.1	480
Motor rating (W)	100	150	150	150	150	110	110	110	110	110	110
Max noise level (dBa)	65	49	63	49	49	60	61	60	61	60	61
Energy											
Annual energy consumption (kW/a)	68	104.9	115.4	104.9	104.9	68.5	68	68.5	68	68.5	68
Energy efficiency class	D	E	E	E	E	D	D	D	D	D	D
Fluid dynamic efficiency	7.9	5.8	5.6	5.8	5.8	7.6	7.1	7.6	7.1	7.6	7.1
Fluid dynamic efficiency class	F	F	F	F	F	F	F	F	F	F	F
Lighting efficiency class	G	F	G	F	F	A	A	A	A	A	A
Grease filtering efficiency class	C	D	D	D	D	B	B	B	B	B	B
Installation											
Position of ducting outlet	Top	Top	Top	Top	Top	Top	Top	Top	Top	Top	Top
Ducting kit diameter (mm)	120/100	150/120	120/150	150/120	150/120	150/120	150/120	150/120	150/120	150/120	150/120
Fuse size (A)	3	3	3	3	3	5	5	5	5	5	5
Product dimensions											
Height (excl chimney where fitted) (mm)	400	100	260	100	100	315	60	315	60	315	60
Width (mm)	600	600	700	700	900	900	900	1000	1000	1100	1100
Depth (mm)	270/495	490	495	490	490	500	500	500	500	500	500
Weight (Kg)	9	13	12	13.6	13	11.6	15.1	12.4	15.8	12.7	16.8
Chimney height (incl hood) (mm)	-	535-965	755/1100	560-905	560-905	678-1040	648-1228	678-1040	648-1228	678-1040	648-1228
Chimney width (mm)	-	318	250	318	318	222	322	222	322	222	322
Chimney depth (mm)	-	259	183	259	259	173	282	173	282	173	282
min height above hob (mm)	650	650	650	650	650	650	650	650	650	650	650
Finishes & codes											
Stainless Steel	-	444448742	444441129	444448743	444448744	444443570	444443579	444443571	444443580	444443572	444443581
Black	-	-	-	444443285	444443286	444443567	444443573	444443568	444443574	444443569	444443575
Cream	-	-	-	-	-	444443582	-	444443583	-	444443584	-
Hot Jalapeño	-	-	-	-	-	444443585	-	444443586	-	444443587	-
Silver	444449650	-	-	-	-	-	-	-	-	-	-









GLASS



60CM

90CM

100CM

110CM

						
PRODUCT	SBK60	SBK60 STA-SHIMMER	SBK90	SBK90 STA-SHIMMER	SBK100	SBK100 STA-SHIMMER
Description	60cm glass splashback	60cm glass splashback	90cm glass splashback	90cm glass splashback	100cm glass splashback	100cm glass splashback
Features						
Toughened	Yes	Yes	Yes	Yes	Yes	Yes
Edge finish	Polished	Polished	Polished	Polished	Polished	Polished
Installation						
Fixing method	Self adhesive tape	Self adhesive tape	Self adhesive tape	Self adhesive tape	Self adhesive tape	Self adhesive tape
Tape thickness (mm)	2	2	2	2	2	2
Product dimensions						
Height (mm)	750	750	750	750	750	750
Width (mm)	600	600	900	900	1000	1000
Thickness (mm)	6	4	6	4	6	4
Weight (Kg)	6.8	4.5	10.1	6.8	11.3	7.5
Finishes & codes						
Stainless Steel	-	444442911	-	444442912	-	444442913
Black	444442907	-	444442908	-	444442909	-
Cream	-	-	444443186	-	444443187	-
Hot Jalapeño	-	-	444442915	-	444442916	-
Union jack mono 	-	-	444442924	-	-	-
Union jack 	-	-	444442922	-	-	-
White	-	-	444442918	-	444442919	-

		
PRODUCT	SBK110	SBK110 STA-SHIMMER
Description	110cm glass splashback	110cm glass splashback
Features		
Toughened	Yes	Yes
Edge finish	Polished	Polished
Installation		
Fixing method	Self adhesive tape	Self adhesive tape
Tape thickness (mm)	2	2
Product dimensions		
Height (mm)	750	750
Width (mm)	1100	1100
Thickness (mm)	6	4
Weight (Kg)	12.4	8.3
Finishes & codes		
Stainless Steel	-	444442914
Black	444442910	-
Cream	444443188	-
Hot Jalapeño	444442917	-
Union jack mono	-	-
Union jack	-	-
White	444442920	-

METAL

60CM



70CM

90CM

100CM

110CM

						
PRODUCT	SBK60	SBK70	SBK90	SBK90R	SBK100	SBK100R
Description	60cm metal splashback	70cm metal splashback	90cm metal splashback	90cm metal splashback with rail	100cm metal splashback	100cm metal splashback with rail
Features						
Toughened	-	-	-	Yes	-	Yes
Decorative rail	-	-	-	Yes	-	Yes
Rail type	-	-	-	T bar handle	-	T bar handle
Rail length	-	-	-	800mm	-	900mm
Rail hole centres about centreline (mm)	-	-	-	750mm	-	750mm
Fixing hole position (flange or inboard)	Flange	Flange	Flange	Flange	Flange	Flange
Hole centres about centreline (mm)	400	500	700	700	800	800
Product dimensions						
Height (mm)	750	750	750	750	750	750
Width (mm)	600	700	900	900	1000	1000
Thickness (mm)	10	10	10	10	10	10
Weight (Kg)	6	6.7	9	9.7	10.2	11
Finishes & codes						
Stainless Steel	444449519	444449522	444449524	444449525	444449527	444449528
Black	-	-	444449526	-	444449529	-

		
PRODUCT	SBK110	SBK110R
Description	110cm metal splashback	110cm metal splashback with rail
Features		
Toughened	-	Yes
Decorative rail	-	Yes
Rail type	-	T bar handle
Rail length	-	1000mm
Rail hole centres about centreline (mm)	-	750mm
Fixing hole position (flange or inboard)	Flange	Flange
Hole centres about centreline (mm)	900	900
Product dimensions		
Height (mm)	750	750
Width (mm)	1100	1100
Thickness (mm)	10	10
Weight (Kg)	11	11.9
Finishes & codes		
Stainless Steel	444449530	444449531
Black	444449532	-

FREESTANDING MICROWAVES



PRODUCT	FM2080S	FM2380S	FM2590G	FM2890C	FMR280S
Description	20 litre 800W solo microwave	23 litre 800W solo microwave	25 litre 900W microwave and grill	28 litre 900W combi microwave	20 litre 800W retro microwave
Features					
Child lock	Yes	Yes	Yes	Yes	Yes
Clock programmer	Yes	Yes	Yes	Yes	Yes
Electronic clock	Yes	Yes	Yes	Yes	Yes
Programme end signal	Yes	Yes	Yes	Yes	Yes
Light	Yes	Yes	Yes	Yes	Yes
Push button	Yes	Yes	Yes	Yes	Yes
Capacity	20 L	23 L	25 L	28 L	20 L
Capacity usable	20 L	23 L	25 L	28 L	18 L
Interior	Interior finish grey painted	Interior finish grey painted	Interior finish grey painted	Stainless steel	Interior finish grey painted
Auto defrost	Yes	Yes	Yes	Yes	Yes
Microwave only	Yes	Yes	-	-	Yes
Basic functions	8 functions	8 functions	8 functions	10 functions	8 functions
Power (W)	800	800	900	900	800
Microwave & grill	-	-	Yes	Yes	-
Grill only	-	-	Yes	Yes	-
Power levels	-	-	-	5	5
Convection oven	-	-	-	Yes	-
Microwave & convection oven	-	-	-	Yes	-
Grill & fan	-	-	-	Yes	-
Auto cooking programmes	-	-	-	-	-
Accessories					
Turntable	Yes	Yes	Yes	Yes	Yes
Grill rack	-	-	Yes	Yes	-
Long grill pan	-	-	-	-	-
Short grill pan	-	-	-	-	-
Round enamelled grill pan	-	-	-	-	-
Surround trim kit	-	-	-	-	-
Installation					
Supply voltage	230-240V	230-240V	230-240V	230V	230-240V
Supply freq	50Hz	50Hz	50Hz	50Hz	50Hz
Lead length	1 M	1 M	1 M	1 M	1 M
Max rating (W)	1250	1250	1450	2500	1270
Total electric power load	1.25 kW	1.25 kW	1.45 kW	2.5 kW	1.27 kW
Fuse size (A)	13	13	13	13	13
Fitted 3 pin plug	Yes	Yes	Yes	Yes	Yes
Product dimensions					
Height (mm)	289	293	307	325	291
Width (mm)	461	485	513	520	488
Depth (mm)	368	410	423	510	358
Weight (Kg)	12.25	13.2	13.8	16.7	10
Finishes & codes					
Stainless Steel	444444304	444444305	444444306	444444307	-
Black	-	-	-	-	444444309
Cream	-	-	-	-	444444310
Red	-	-	-	-	444444308
White	-	-	-	-	-

INTEGRATED MICROWAVES



PRODUCT	BIMW60	BIG6COMW
Description	45cm Integrated combination microwave oven & grill	45cm Integrated microwave oven & grill
Features		
Microwave power rating (W)	900	900
Convection power rating (W)	2400	1750
Grill power rating (W)	1100	1750
Top heater (W)	-	1750
Bottom heater (W)	-	600
Built-in & built-under installation	Built-in	Yes
Fully touch control	Yes	-
Child lock	Yes	Yes
Touch control	Yes	Yes
Electronic clock programmer	Yes	Yes
Display colour	Green & red	Yes (Green)
Fast preheating	-	5 min to 230°C
Basic functions	-	9
Programme end signal	Yes	-
Clock/programmer	Yes	Yes
Light	Yes	Yes
Size (litres)	25	44
Door opening	Push button	Handle
Number of programmes	10	13
Actual capacity (litres)	25	-
Usable capacity (litres)	23	44
No. of oven lights	1	1
Interior cavity finish	Stainless steel	Stainless steel
Door type	Stainless steel	Drop down
Viewing window	Yes	Yes
Functions		
Microwave only	Yes	Yes
Grill only	Yes	Yes
Convection oven	Yes	Yes
Microwave & grill	Yes	Yes
Microwave & convection oven	Yes	Yes
Grill & fan	Yes	Yes
Programmes		
No of programmes	10	13
Power		
Max power (W)	2300-2400	1750
Power levels - oven	10	5
Power levels - grill	1	3
Accessories (included)		
Grill rack	Yes	-
Turntable	Yes	Yes
Long grill pan	-	Yes
Short grill pan	-	Yes
Round enamel grill pan	-	Yes
Surround trim kit	Yes	-
Installation		
Fuse size (A)	13	20
Fitted 3 pin plug	Yes	-
Product dimensions		
Height (mm)	460	454.5
Width (mm)	513	594
Depth (mm)	473	550
Weight (Kg)	20	35.5
Height trim kit (mm)	460	-
Width trim kit (mm)	594	-
Finishes & codes		
Stainless Steel	444442598	444443161

BABY BELLING



PRODUCT	BABY BELLING 121R	BABY BELLING 312R	BABY BELLING STAND
Description	Table top conventional electric oven, fixed grill and sealed plate hob	Table top conventional electric oven, fixed grill and sealed plate hob	Stand for your Baby Belling cooker
Features			
Hob	Yes - 2 elements	Yes - 2 elements	-
Grill	Yes	Yes	-
Power supply	13a plug supplied	Fixed wiring	-
Oven			
Oven type (fanned/conventional)	Conventional	Conventional	-
Capacity	-	-	-
Grill			
Power (kw)	1.5kW	1.5kW	-
Heat settings	Fixed	Fixed	-
Grill pan	Yes	Yes	-
Grill pan trivet	Yes	Yes	-
Grill pan handle	No	No	-
Fuse			
Fuse size (A)	13	32	-
Dimensions			
Height (mm)	418	418	532
Width (mm)	482	482	482
Depth (mm)	430	431	419
Weight (Kg)	23	23	5
Finishes & codes			
Black	444440668	444440669	-
White	444440335	444440336	-

SENSICARE



SIMPLICITY



INTEGRATED



PRODUCT	FW714	FW814	FW914	FW1016	FW612	INTW7KG
Description	7kg Sensicare washing machine	8kg Sensicare washing machine	9kg Sensicare washing machine	10kg Sensicare washing machine	6kg Simplicity washing machine	7kg Integrated washing machine
Rated wash/spin capacity	7kg	8kg	9kg	10kg	6kg	7kg
Rated power (W)	2050	2000	2050	2000	1950	2000
Rated current (A)	10	10	10	10	10	10
Max spin speed	1400rpm	1400rpm	1400rpm	1600rpm	1200rpm	1400rpm
Display type	LED	LED	LED	LED	LED Light	LED Light
Door lock	Electromagnetic lock	Electromagnetic lock	Electromagnetic lock	Electromagnetic lock	PTC lock	-
Motor	Universal motor	Universal motor	Inverter motor	Inverter motor	Universal motor	Universal motor
Power cord length	1.5 M	1.5 M	1.5 M	1.5 M	1.5 M	1.5 M
Water inlet/outlet hose length	1m/1.6 M	1/1.6 M	1/1.6 M	1/1.6 M	1/1.6 M	1/1.6 M
Energy ratings						
Energy efficiency class	A+++	A+++	A+++ -30%	A+++ -30%	A++	A+++
Washing performance class	A	A	A	A	A	A
Spin drying efficiency class	B	B	B	B	B	B
Water consumption (cotton 60°C full/partial load)	50/42L	55/45L	56/50L	60/58L	48/37L	50L per cycle
Energy consumption per cycle	0.93 kW	1.05 kW	0.68 kW	0.77 kW	0.9 kW	0.82 kW
Airborne washing/spinning acoustical noise emissions	59/78 dB	59/78 dB	56/76 dB	54/78 dB	59/76 dB	57/76 dB
Programmes					Simplicity functions	Integrated functions
No of programmes	16	16	16	16	23	16
Cotton	Yes	Yes	Yes	Yes	Cotton ECO 40°C	Cotton 20/40/60/90°C
Cotton ECO	Yes	Yes	Yes	Yes	Cotton ECO 60°C	Intensive + 60/90°C
Hand wash	Yes	Yes	Yes	Yes	Cotton	Cotton Eco 40/60°C
Jeans	Yes	Yes	Yes	Yes	Cotton 20°C	Synthetics 40/60°C
Colours	Yes	Yes	Yes	Yes	Cotton 30°C	Mix 40°C
Mix	Yes	Yes	Yes	Yes	Cotton 40°C	Quick wash 30/60/90°C
Wool	Yes	Yes	Yes	Yes	Cotton 60°C	Delicate 40°C
Rinse & Spin	Yes	Yes	Yes	Yes	Cotton 90°C	Woolen 40°C
Drain only	Yes	Yes	Yes	Yes	Synthetic	Hand Wash 30°C
Spin only	Yes	Yes	Yes	Yes	Synthetic 40°C	Curtain 40°C
Delicate	Yes	Yes	Yes	Yes	Synthetic 60°C	Rinse & Spin
Quick 15	Yes	Yes	Yes	Yes	Daily wash 15	Baby Care
Rapid 45	Yes	Yes	Yes	Yes	Daily wash 30	Sports
Baby Care	Yes	Yes	Yes	Yes	Daily wash 45	Drain
Synthetic	Yes	Yes	Yes	Yes	In time 3 hours	Spin Only
My wash	Yes	Yes	Yes	Yes	In time 6 hours	My Cycle
Daily wash	-	-	-	-	In time 9 hours	Child lock
In time	-	-	-	-	Delicate	-
Delay	Yes (24 hours)	Yes (24 hours)	Yes (24 hours)	Yes (24 hours)	Delicate 30°C	-
Stain +	Yes	Yes	Yes	Yes	Rinse & spin	-
Temp	Yes	Yes	Yes	Yes	Drain only	-
Speed	Yes	Yes	Yes	Yes	Spin only	-
Function	Yes	Yes	Yes	Yes	Drum clean	-
Select	Yes	Yes	Yes	Yes	Extra rinse	-
Child lock	Yes	Yes	Yes	Yes	Prewash	-
Plus wash	Yes	Yes	Yes	Yes	Child lock (combined)	-
Prewash	Yes	Yes	Yes	Yes	No spin	-
Intensive	Yes	Yes	Yes	Yes	My cycle	-
Timesaver	Yes	Yes	Yes	Yes	-	-
Extra rinse	Yes	Yes	Yes	Yes	-	-
Easy iron	Yes	Yes	Yes	Yes	-	-
Spin speed	0-400-800-1200-1400	0-400-800-1200-1400	0-400-800-1200-1400	0-400-800-1200-1400-1600	-	-
Temp selection	Cold 20°C, 30°C, 40°C, 60°C, 90°C	Cold 20°C, 30°C, 40°C, 60°C, 90°C	Cold 20°C, 30°C, 40°C, 60°C, 90°C	Cold 20°C, 30°C, 40°C, 60°C, 90°C	Cold 20°C, 30°C, 40°C, 60°C, 90°C	-
Specification						
Volume of inner tub	45.5L	53.6L	56.2L	70.0L	38.0L	-
Diameter of inner tub (mm)	472	472	472	510	472	-
Net dimensions WxDxH (mm)	595 x 495 x 850	595 x 565 x 850	595 x 565 x 850	595 x 565 x 850	595 x 495 x 850	595 x 540 x 825
Net weight	61kg	68kg	71kg	70kg	54kg	63kg
Finishes & codes						
White	444440336	444444337	444444338	444444339	444444335	444444023

SENSICARE

SIMPLICITY

SENSICARE

FULL WIDTH

SLIMLINE

INTEGRATED

PRODUCT	FCD800	FHD800	FD700
Description	8kg Condenser tumble dryer	8kg Heatpump tumble dryer	7kg Simplicity tumble dryer
Rated drying capacity	8kg	8kg	7kg
Rated power (W)	2700	650	2000
Rated current (A)	12	4.5	8.7
Motor power (W)	120	110	110
Display type	LED	LED	LED Light
Drying type	Condensing	Heat pump	Vented
Interior light	Yes	Yes	No
Power cord length	1.5 M	1.5 M	1.5 M
Reverse tumbling	Yes	Yes	No
Buzzer	Yes	Yes	Yes
Venting pipe options	No	No	Yes
Fault check display	Yes	Yes	Yes
Child lock	Yes	Yes	Yes
Safety thermostat heater	Yes	Yes	Yes
Energy ratings			
Energy efficiency class	B	A++	C
Condensation efficiency class	B	B	-
Annual energy consumption	561 kW-h/annum	236 kW-h/annum	510 kW-h/annum
Energy consumption (full load)	4.74 kW-h/cycle	1.98 kW-h/cycle	4.38 kW-h/cycle
Energy consumption (partial load)	2.56 kW-h/cycle	1.08 kW-h/cycle	2.38 kW-h/cycle
Full load programme time (mins)	140	195	130
Partial load programme time (mins)	90	115	74
Condensation efficiency full load	80.1%	80.1%	-
Noise emissions (dB)	69	69	69
Programmes			
No of programmes	12	12	4
Dial selection	Cotton - light	Yes	-
	Cotton - iron	Yes	Yes
	Cotton - standard	Yes	Yes
	Cotton extra	Yes	Yes
	Quick dry	Yes	-
	Delicates	Yes	Yes
	Cool/warm	Yes	Yes
	Synthetics extra	Yes	Yes
	Synthetics standard	Yes	Yes
	Synthetics light	Yes	Yes
	Refresh	Yes	Yes
	Time (10-120min)	-	Yes
	Synthetics damp	-	-
	Silk	-	Yes
	Leisure	-	Yes
	Time (60min)	-	-
Wool	-	Yes	
Mix	-	Yes	
Start/pause	Yes	Yes	
Button function	Delay	Yes (0-24 hour)	Yes (0-24 hour)
	Anti crease	Yes	Yes
	Time	Yes	Yes
	Gentle	Yes	Yes
	Extra	-	-
	Standard	-	-
	Less	-	-
Specifications			
Volume of inner tub	109 L	109 L	97.5 L
Net dimensions WxDxH (mm)	595 x 615 x 845	595 x 622 x 845	595 x 550 x 840
Net weight	41kg	51kg	33kg
Finishes & codes			
White	444444342	444444343	444444341

PRODUCT	FWD8614	
Description	8kg Senticare washer dryer	
Rated washing capacity	8kg	
Rated spinning capacity	8kg	
Rated drying capacity	6kg	
Rated power (W)	1900	
Rated current (A)	10	
Max spin speed	1600rpm	
Display type	LED	
Display colour	White	
Door lock	Electromagnetic lock	
Motor	Inverter motor	
Plug type	UK Plug	
Power cord length	1.5 M	
Water inlet hose length	1.0 M	
Water outlet hose length	1.6 M	
Child lock	Yes	
Energy ratings		
Energy efficiency class	A	
Washing/drying efficiency class	A/B	
Annual energy consumption	1100 kW-h/annum	
Energy consumption (full load)	1.10 kW-h/cycle	
Energy consumption (dry)	4.40 kW-h/cycle	
Annual water consumption	21000 L/annum	
Average programme time mins (wash/dry)	256/326	
Noise emissions dB (washing/spinning/drying)	56/76/62	
Programmes		
No of programmes	16	
Dial selection	Cotton / ECO	Yes
	Baby care	Yes
	Delicate	Yes
	Mix	Yes
	Wool	Yes
	Colours	Yes
	Jeans	Yes
	Rinse & spin	Yes
	Spin only	Yes
	Dry only	Yes
	Quick 15	Yes
	Rapid 45	Yes
	Synthetic	Yes
	1 hour W/D	Yes
	My wash	Yes
	Delay	Yes
Button function	Dry+	Yes
	Temp	Yes
	Spin	Yes
	Function	Yes
	Select	Yes
	Plus wash	Yes
	Spin speeds RPM	0, 400, 800, 1200, 1400, 1600
Temp selection	Cold 20°C, 30°C, 40°C, 60°C, 90°C	
Specifications		
Volume of inner tub	52.7 L	
Net dimensions WxDxH (mm)	595 x 470 x 850	
Net weight	64kg	
Finishes & codes		
White	444444340	


PRODUCT	FDW150	FDW120	FDW90	IDW60	IDW45
Description	15 place 60cm dishwasher	12 place 60cm dishwasher	9 place 45cm dishwasher	14 place 60cm integrated dishwasher	10 place 45cm integrated dishwasher
No of place settings	15	12	9	14	10
No of temp levels	5	3	3	6	6
LED digital display	Yes	-	-	Yes	Yes
Display colour	White	-	-	-	-
Time remaining display	Yes	-	-	-	-
Delay timer	1-24 hours	-	-	Yes	Yes
Drying type	Turbo Dry	Natural	Natural	Residual heat	Residual heat
Rinse aid refill indicator	Yes - indicator lights	Yes - indicator lights	Yes - indicator lights	Yes	Yes
Salt refill indicator	Yes - indicator lights	Yes - indicator lights	Yes - indicator lights	Yes	Yes
Adjustable water softener	Yes	Yes	Yes	Yes	Yes
Overflow protection	Yes	Yes	Yes	Yes	Yes
Adjustable upper basket	Yes - loaded	Yes - unloaded	Yes - unloaded	Yes	Yes
Removable cutlery basket	-	Yes	Yes	Yes	Yes
Adjustable racking	Yes	Yes	Yes	Yes	Yes
Half load	Dual zone wash	Yes	Yes	Yes	Yes
Child lock	Yes	-	-	-	-
Energy ratings					
Water consumption	10 L	11 L	9 L	11 L	9 L
Energy consumption	0.84 kW-h	0.91 kW-h	0.69 kW-h	0.93 kW-h	0.75 kW-h
Energy rating	A+++	A++	A++	A++	A++
Cleaning rating	A	A	A	A	A
Drying rating	A	A	A	A	A
Noise level (dB)	40	47	47	49	49
Programmes					
No of programmes	7	4	4	6	6
All in one	-	-	-	-	-
Auto	Yes	-	-	-	-
Normal wash	Yes	-	-	Yes	Yes
Rinse and hold (one hour)	Yes	-	-	Yes	Yes
Intensive wash	Yes	Yes	Yes	Yes	Yes
Pre-rinse	-	Yes	Yes	-	-
Economy	Yes	Yes	Yes	Yes	Yes
Glass/delicate wash	Yes	-	-	Yes	Yes
Rapid wash	Yes	Yes	Yes	Yes	Yes
Installation					
Items included i.e. manual/hoses etc.	Yes	Yes	Yes	Yes	Yes
Fuse size (A)	13	13	13	13	13
Length of lead	2.0M	2.0M	2.0M	1.5M	1.5M
Fitted 3 pin plug	Yes	Yes	Yes	Yes	Yes
Total power load (kW)	1.76-2.10	1.76-2.10	1.76-2.10	1.93	1.93
Specifications					
Net dimensions WxDxH (mm)	598 x 600 x 845	598 x 600 x 845	448 x 600 x 845	598 x 550 x 815	448 x 550 x 815
Net weight	54.5kg	41kg	33kg	32.5kg	29kg
Finishes & codes					
White	444444346	444444345	444444344	444444033	444444034
Stainless Steel	444444347	-	-	-	-

REFRIGERATORS

FREEZERS

COMBI'S

WINE COOLERS



PRODUCT	BU REF	BU LAR	BTL177	BTF177	BU FRZ	5050FF
Description	Built-under refrigerator	Built-under larder	Built-in tall larder fridge	Built-in tall freezer	Built-under freezer	Built-in frost free 70/30 combi
Features						
Total gross capacity	120 L	136 L	319 L	228 L	107 L	249 L
Total net capacity	115 L	133 L	316 L	217 L	93 L	233 L
Frost free operation	-	Auto defrosting	-	-	Manual	Yes
Handle type	None - integrated product	None - integrated product	None - integrated product	None - integrated product	None - integrated product	None - integrated product
Hinge type	Heavy duty metal hinges	Heavy duty metal hinges	Slider	Slider	Heavy duty metal hinges	Slider
Reversible doors	Yes	Yes	Yes	Yes	Yes	Yes
Specification & energy						
CFC/HFC free	Yes	Yes	Yes	Yes	Yes	Yes
Refrigerant type	R600a	R600a	R600a	R600a	R600a	R600a
Energy rating	A+	A+	A+	A+	A+	A+
Energy consumption (kwh/year)	171	115	142	270	177	265
Noise level db(a)	44	44	41	41	44	43
Replaceable door gaskets	Yes	Yes	Yes	Yes	Yes	Yes
Power cut safe time (hrs)	10.43	19	-	11	18	13
Temperature warning light	-	Yes	-	Yes	-	-
Mains light	-	Yes	-	Yes	Yes	-
Climate class	SN (10--32)	SN (10--32)	N-ST	N-ST	SN(10--32)	N
Fridge specification						
Gross capacity	102 L	136 L	319 L	-	-	148 L
Net capacity	98 L	133 L	316 L	-	-	147 L
Adjustable thermostat	Yes	Yes	Yes	-	-	Yes
Defrost function	Automatic	Automatic	-	-	-	Automatic
Interior light	Yes	Yes	Yes	-	-	Yes
Furniture (fridge)						
Door racks	Transparent plastic	Transparent plastic	Solid white	-	-	Transparent plastic
Dairy compartment with lid	1	-	-	-	-	-
Bottle shelf	1	1	1	-	-	1
Door storage	Yes	Yes	4	-	-	2
Egg trays	1	1	1	-	-	1
Shelf type	Glass	Glass	Glass	-	-	Glass
Number of shelves	2	3	5 +1 salad drawer cover	-	-	4
Wine rack	-	-	Yes	-	-	Yes
Salad drawer(s)	Hidden x1	Hidden x1	2	-	-	1 x humidity controlled
Salad drawer cover	Glass	Glass	Glass	-	-	Glass
Freezer specifications						
Gross capacity	18 L	-	-	228 L	107 L	101 L
Net capacity	17 L	-	-	217 L	93 L	86 L
Star rating	4	-	-	4	4	4
Fast freeze	-	-	-	Yes	Yes	-
Adjustable thermostat	-	-	-	Yes	Yes	-
Defrost function	Manual	-	-	Manual	Manual	Automatic
Freezing capacity (kg/24 hrs)	-	-	-	10.5	9	3
Furniture (freezer)						
Freezer front type	-	-	-	Transparent plastic	Transparent plastic	Transparent plastic
No. Of drawers/baskets	-	-	-	9	3	3
Freezer shelf with flap	-	-	-	-	1	-
Fruit freezing tray	-	-	-	-	-	-
Ice cube tray	-	-	-	Yes	Yes	Yes
Installation						
Current (A)	0.55	0.33	0.8	0.8	0.43	0.66
Connection rating (W)	122.89	73.88	80	80	93	132.33
Levelling feet	Yes	Yes	Yes	Yes	Yes	-
Rear rollers	-	-	-	-	-	-
Fuse rating (A)	13	13	13	13	13	13
Fitted 3 pin plug	Yes	Yes	Yes	Yes	Yes	Yes
Product dimensions						
Height (mm)	818	818	1769	1769	818	1770
Width (mm)	595	595	540	540	595	540
Depth (mm)	548	548	540	540	548	545
Weight (kg)	35	31	58	67	36	52.1
Finishes & codes						
Integrated	444444324	444444322	444443620	444443621	444444323	444444326

PRODUCT	7030FF	STAT5050	STAT7030
Description	Built-in frost free 70/30 combi	Built-in static 50/50 combi	Built-in static 70/30 combi
Features			
Total gross capacity	256 L	249 L	256 L
Total net capacity	243 L	242 L	251 L
Frost free operation	Yes	-	-
Handle type	None - integrated product	None - integrated product	None - integrated product
Hinge type	Slider	Slider	Slider
Reversible doors	Yes	Yes	Yes
Specification & energy			
CFC/HFC free	Yes	Yes	Yes
Refrigerant type	R600a	R600a	R600a
Energy rating	A+	A+	A+
Energy consumption (kwh/year)	255	259	250
Noise level db(a)	41	38	38
Replaceable door gaskets	Yes	Yes	Yes
Power cut safe time (hrs)	12	18	18
Temperature warning light	-	-	-
Mains light	-	-	-
Climate class	N	N	N
Fridge specification			
Gross capacity	181 L	148 L	181 L
Net capacity	180 L	148 L	181 L
Adjustable thermostat	Yes	Yes	Yes
Defrost function	Automatic	Automatic	Automatic
Interior light	Yes	Yes	Yes
Furniture (fridge)			
Door racks	Transparent plastic	Transparent plastic	Transparent plastic
Dairy compartment with lid	-	-	-
Bottle shelf	1	1	1
Door storage	3	2	3
Egg trays	1	1	1
Shelf type	Glass	Glass	Glass
Number of shelves	4	4	4
Wine rack	Yes	Yes	Yes
Salad drawer(s)	1 x humidity controlled	1 x humidity controlled	1 x humidity controlled
Salad drawer cover	Glass	Glass	Glass
Freezer specifications			
Gross capacity	75 L	101 L	75 L
Net capacity	63 L	94 L	70 L
Star rating	4	4	4
Fast freeze	-	-	-
Adjustable thermostat	-	-	-
Defrost function	Automatic	Manual	Manual
Freezing capacity (kg/24 hrs)	3	3	3
Furniture (freezer)			
Freezer front type	Transparent plastic	Transparent plastic	Transparent plastic
No. Of drawers/baskets	2	3	2
Freezer shelf with flap	1	1	1
Fruit freezing tray	-	-	-
Ice cube tray	Yes	Yes	Yes
Installation			
Current (A)	0.6	0.68	0.73
Connection rating (W)	132.33	147	153.37
Levelling feet	-	-	-
Rear rollers	-	-	-
Fuse rating (A)	13	13	13
Fitted 3 pin plug	Yes	Yes	Yes
Product dimensions			
Height (mm)	1770	1770	1770
Width (mm)	540	540	540
Depth (mm)	545	545	545
Weight (kg)	51	53	51.9
Finishes & codes			
Integrated	444444328	444444325	444444327

PRODUCT	150SSWC MK2	300SSWC MK2	600SSWC MK2
Description	150mm wide wine cooler	300mm wide wine cooler	600mm wide wine cooler
Features			
Capacity (bottles)	7	18	46
Capacity	22 L	58 L	145 L
Adjustable thermostat	Yes	Yes	Yes
Temperature range	5-22°C	5-22°C	5-22°C
Interior light	Yes - LED	Yes - LED	Yes -LED
Door type	Stainless frame	Stainless frame	Stainless frame
Handle type	Exterior pole handle	Exterior pole handle	Exterior pole handle
Reversible doors	Yes	Yes	Yes
Digital temperature display	Yes (single temp)	Yes (single temp)	Yes (dual temp)
LED colour	Blue	Blue	Blue
Number of shelves	6	6	6
Shelf type	Chrome wire	Wooden	Wooden
Technical specification			
CFC/HFC free	Yes	Yes	Yes
Refrigerant type	R600a (20g)	R600a (22g)	R600a (33g)
Energy rating	D	B	C
Energy consumption (kwh/year)	269	181	247
Noise level db(a)	39	39	39
Replaceable door gaskets	Yes	Yes	Yes
Mains light	LED display	LED display	LED display
Climate class	N	N	N
Installation			
Current (A)	0.4	0.6	1.2
Connection rating (W)	65	85	100
Levelling feet	Front & rear	Front & rear	Front & rear
Rated voltage/frequency	220-240V / 50Hz	220-240V / 50Hz	220-240V / 50Hz
Fuse rating	13	13	13
Fitted 3 pin plug	Yes	Yes	Yes
Dimensions			
Height (mm)	870-890	870-890	870-890
Width (mm)	148	295	595
Depth (mm)	525 (without handle) 570 (with handle)	568 (without handle) 613 (with handle)	568 (without handle) 613 (with handle)
Weight (kg)	19	29	47
Finishes & codes			
Stainless Steel	444440917	444440918	444440919
Black	444443521	444443282	444443283

AT BELLING, WE'RE PROUD TO HAVE SUPPORTED GREAT BRITISH HOME COOKING, MANUFACTURING AND YOU THE BRITISH CONSUMER, FOR OVER A CENTURY

GREAT BRITISH DESIGN AND MANUFACTURING



Belling is proud to be part of Glen Dimplex Home Appliances, the only manufacturer that builds freestanding cookers, built-in ovens & hobs and range cookers right here in the UK. Manufacturing uniquely British products for British cooks.

Belling products are made with painstaking attention to detail, and its production site is purposely split into small teams, who work solely on just one product, carefully assembling each and every appliance from the ground up, by hand.

We are proud to be founder-members of the Made In Britain initiative and are still very much involved with its campaigning and championing of British industry. For more information, or to join the Made In Britain campaign please visit: www.madeingb.org

INNOVATIVE COOKING TECHNOLOGY



From the world's first enamelled cooker and domestic fan oven, to the first slot-in range cooker and more recently, the world's first induction oven – we've developed products and technologies over the decades that are still important to British cooks today.

No surprise then that we continue to pioneer products across all fuel types, like the largest tall oven on a range cooker with 91 litres capacity. Or that we perfect features like open-door grilling – which means your food is grilled instead of baked, or that most ovens boast an 'A' class energy rating. We're never behind when it comes to progress.

AWARD-WINNING CUSTOMER SERVICE



Belling's first class customer care has seen the brand win the much coveted Total Excellence Quality Customer Care award on numerous occasions. Belling's UK-based customer call centre employs 130 operatives and 200 service engineers.

If you wish to speak to one of our operatives, please call **0344 815 3746**.

REPIC responsible recycling

Find out all about recycling your old electricals, what happens to them and where you can recycle them.

www.responsible-recycling.co.uk

Register my appliance
Right now
registermyappliance.org.uk

REGISTER YOUR APPLIANCE

Don't forget to register your appliance so we can contact you with product updates, and also receive your free 1 year parts and labour warranty.

www.belling.co.uk/customer-care/warranty





INSIDE EVERY GREAT HOME

Belling

Stoney Lane, Prescot,
Merseyside L35 2XW

Belling Customer Care:

0344 815 3746

Product Information

Helpline:

0344 248 4149

Trade Support Line:

0344 248 4147



www.belling.co.uk



THE QUEEN'S AWARDS
FOR ENTERPRISE,
INTERNATIONAL TRADE
2012